

Guide to open your Emma Mattress





Step 1: Find a tool

Find a tool to carefully open the tape of the box

Step 2: Slide mattress onto bedframe

It's easier to set down the mattress onto the bed before opening the plastic wrap

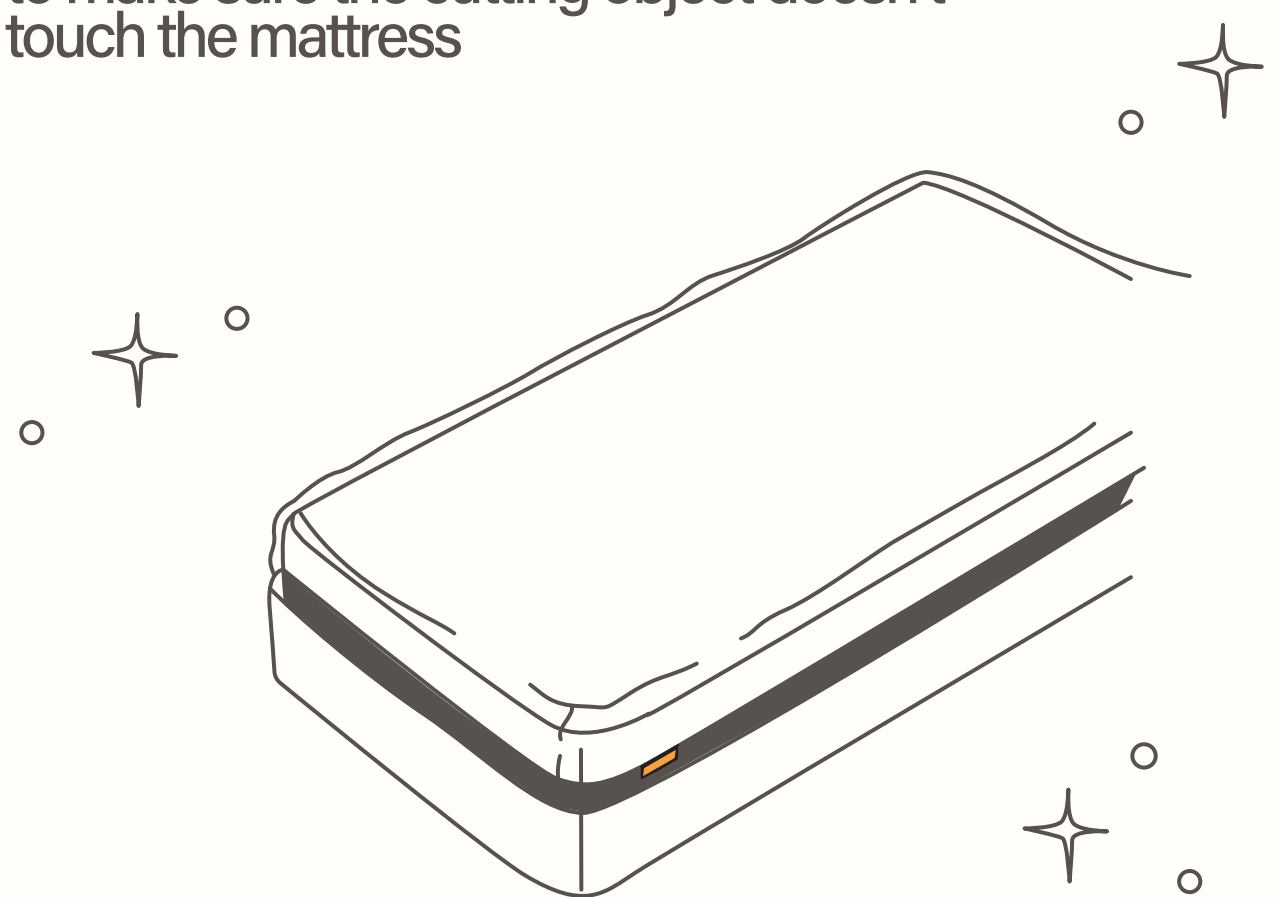


Step 3: Roll the mattress until the grey part faces you

Pull the plastic wrap towards you to make sure the cutting object doesn't touch the mattress

Step 4: Carefully score the plastic wrapper with the tool

Your mattress will spring open, then unfold it on top of the bed



Step 5: Adjust your mattress on the bed frame & let the mattress inflate

Recommended inflation time is between 24 hours and 72 hours. But don't worry! You can use your mattress after 5 hours.