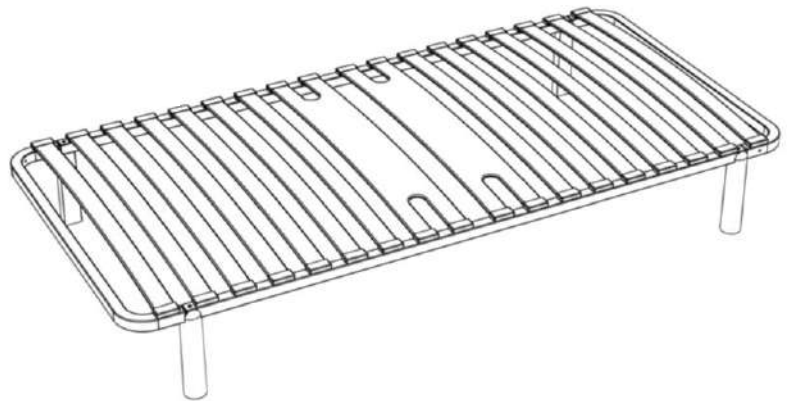
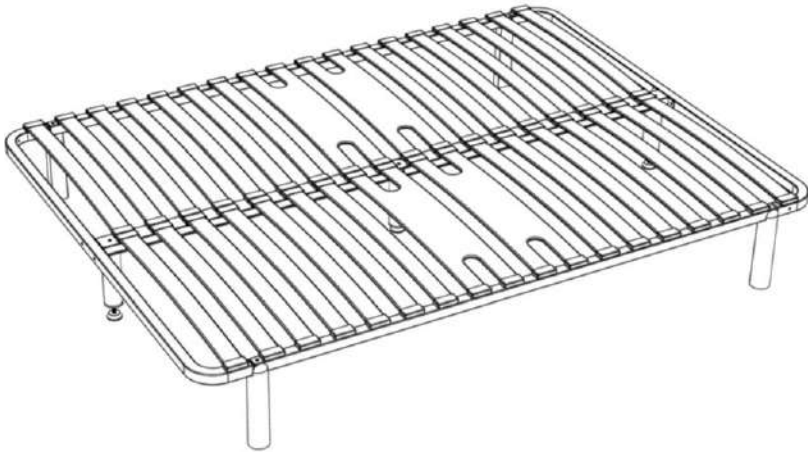


Sommier à lattes (à monter)
Slatted bed frame (to mount)
Easy bed (te monteren)
Rete Letto Essential (da montare)



60 min

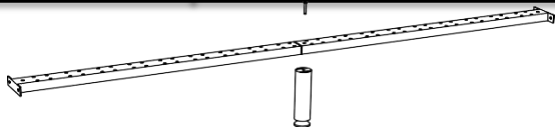


Utilisation sur pieds
Use on feet
Gebruik op voeten
Usò sui piedi

BIEN ETUDIER LA NOTICE DE MONTAGE. REPERER LES PIECES CONSTITUANT VOTRE MEUBLE. REGROUPER ET CONTROLER LA QUINCAILLERIE. MUNISSEZ-VOUS DE L'OUTILLAGE NECESSAIRE. AMENAGEZ-VOUS UNE ZONE DE MONTAGE. PROCEDER AU MONTAGE. NE JAMAIS FORCER LES ASSEMBLAGES. RESSERRER LES VIS APRES QUELQUE TEMPS D'USAGE. GARDEZ VOTRE NOTICE DE MONTAGE, SI UNE PIECE VENAIT A MANQUER, ELLE SERAIT LE PLUS CLAIR MOYEN DE COMMUNIQUER AVEC VOTRE MAGASIN.

LEES DE MONTAGE-INSTRUCTIES ZORGVULDIG. IDENTIFICEER DE ELEMENTEN VAN UW MEUBEL. GROEPEER EN CONTROLEER DE MATERIALEN. PAK HET BENODIGDE GEREEDSCHAP. MAAK DE WERKRUIJTE VRIJ. GA VERDER MET DE MONTAGE. FORCEEER NOOIT VERBINDINGEN. DRAAI SCHROEVEN ENIGE TIJD NA GEBRUIK VAST. BEWAAR DE GEBRUIKSAANWIJZING. NEEM INDIEN NODIG CONTACT OP MET DE LEVERANCIER.

LEGGERE LE ISTRUZIONI DI MONTAGGIO CON ATTENZIONE. INDIVIDUARE GLI ELEMENTI DEL VOSTRO MOBILE. RAGGRUPPARE E CONTROLLARE IL MATERIALE. PRENDERE GLI ATTREZZI NECESSARI. LIBERARE L'AREA DI LAVORO. PROCEDERE ALL'ASSEMBLAGGIO. NON FORZARE MAI LE GIUNZIONI. STRINGERE LE VITI DOPO UN PO' DI TEMPO DOPO L'UTILIZZO. CONSERVARE LE ISTRUZIONI. IN CASO DI NECESSITÀ, CONTATTARE IL FORNITORE.



Assemblage uniquement sur 120, 135, 140, 150 et 160
Mounting only for sizes 120, 135, 140, 150 and 160
Montage alleen voor maten 120, 135, 140, 150 en 160
Montaggio solo per misure 120, 135, 140, 150 e 160

READ THE ASSEMBLY INSTRUCTION CAREFULLY. IDENTIFY THE ELEMENTS CONSTITUING YOUR PIECE OF FURNITURE. GROUP AND CHECK THE HARDWARE FITTINGS. GET THE TOOLS NEEDED. CLEAR SPACE TO WORK. PROCEED TO ASSEMBLE. NEVER FORCE THE FITTINGS. TIGHTEN THE SCREW AFTER USING FOR SOME TIME. KEEP YOUR ASSEMBLY INSTRUCTIONS, IN THE EVENT OF QUIRY, PLEASE CONTACT YOUR SUPPLIER.

Sommier étudié pour une utilisation sur pieds, toute autre utilisation ne sera pas couverte par la garantie. Le Sommier simple doit être utilisé avec un matelas d'un poids minimum de 7 kg. Les sommiers doubles doivent être utilisés avec un matelas d'un poids minimum de 12 kg.

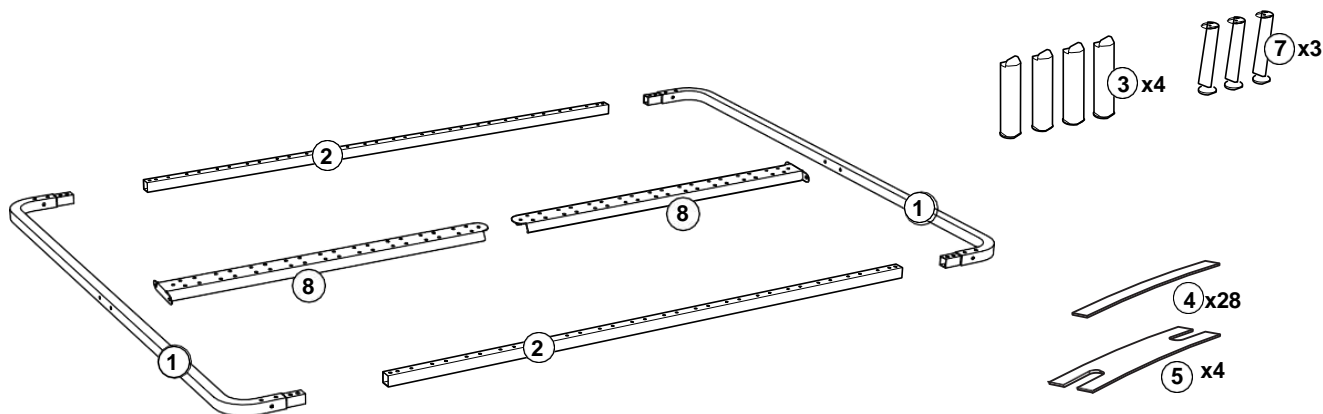
Bed frame designed for use on feet, any other use will not be covered by warranty. The single slat base must be used with a mattress weighing at least 7 kg. The double slat bases must be used with a mattress weighing at least 12 kg.

Het bedframe is ontworpen voor gebruik op poten, elk ander gebruik valt niet onder de garantie. De lattenbodem van een enkel bed moet worden gebruikt met een matras van ten minste 7 kg. De lattenbodem van een dubbel bed moet worden gebruikt met een matras van ten minste 12 kg.

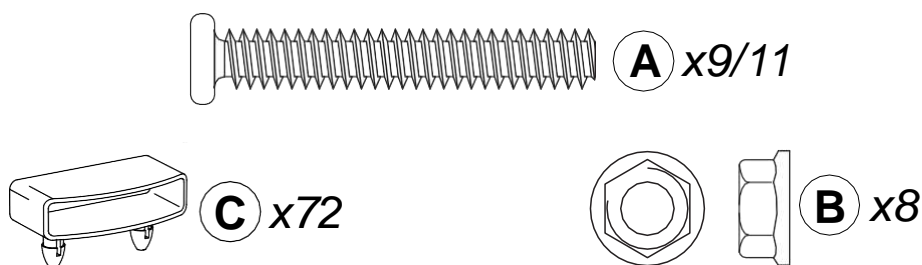
La rete a doghe é progettata per l'uso su piedi, qualsiasi altro uso non sarà coperto da garanzia. La rete a doghe singola deve essere utilizzata con un materasso di almeno 7 kg. Le reti a doghe matrimoniali devono essere utilizzate con un materasso di almeno 12 kg.

VUE ÉCLATÉE - EXPLODED VIEW - OVERZICHT - VISIONE D'INSIEME

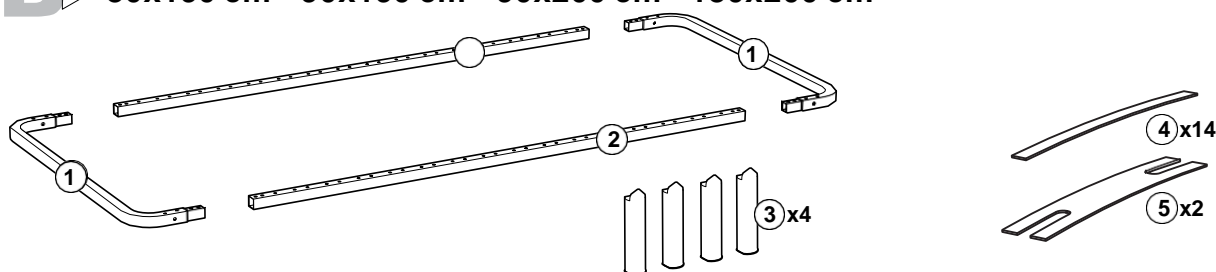
A 120x190 cm - 120x200 cm - 135x190 - 140x190 cm - 140x200 cm - 150x200 cm - 160x190 cm - 160x200 cm



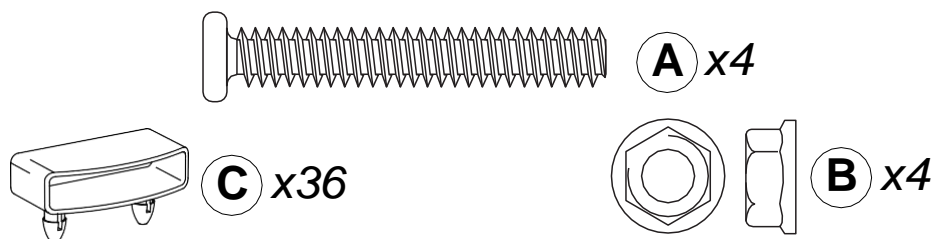
QUINCAILLERIE - HARDWARE - HARDWARE - COMPONENTI



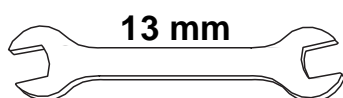
B 80x190 cm - 90x190 cm - 90x200 cm - 180x200 cm



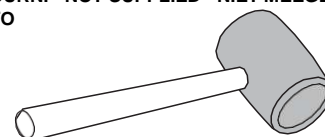
QUINCAILLERIE - HARDWARE - HARDWARE - COMPONENTI



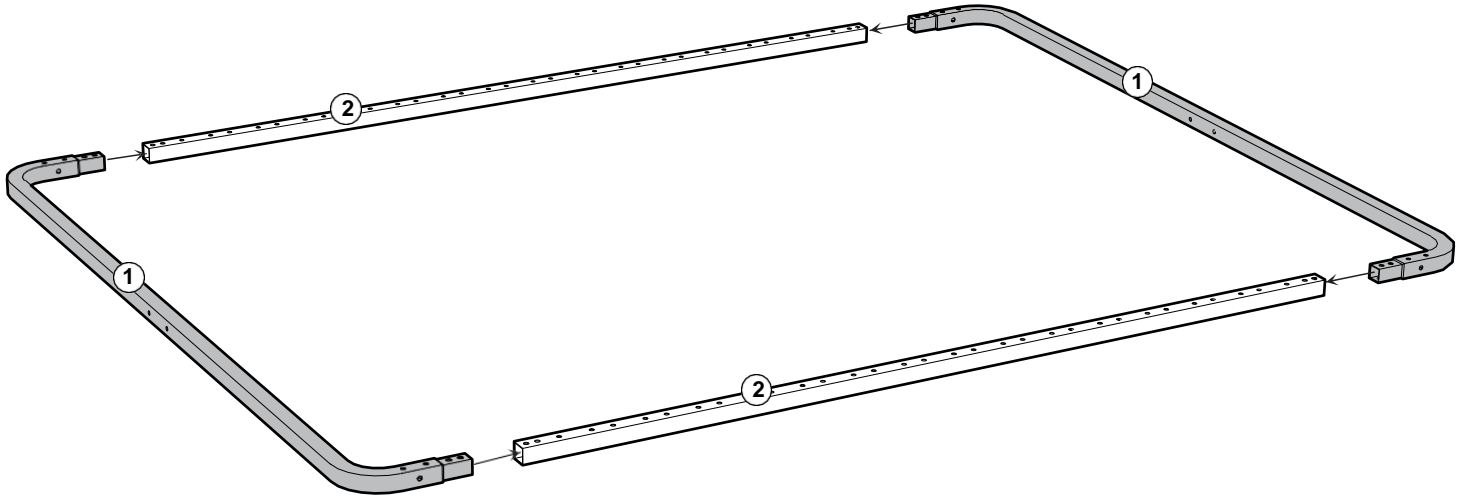
OUTILLAGE - TOOLS - GEREEDSCHAP - ATTREZZI



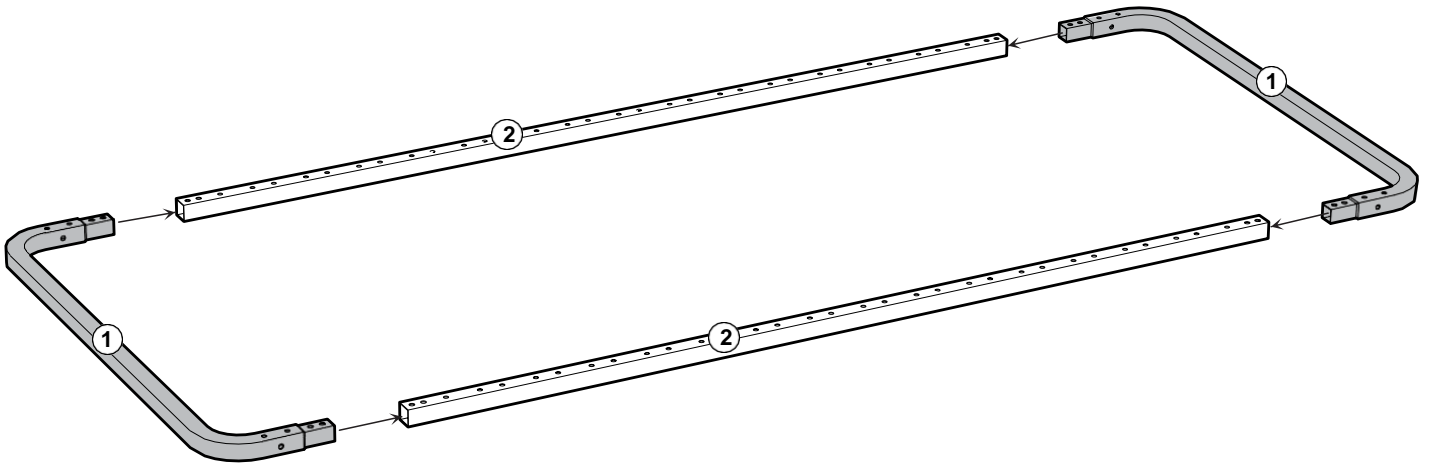
NON FORNITI - NOT SUPPLIED - NIET MEEGELEVERD - NON FORNITO



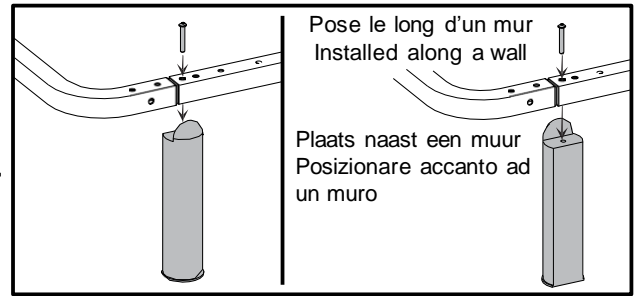
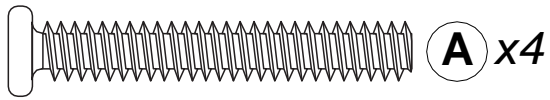
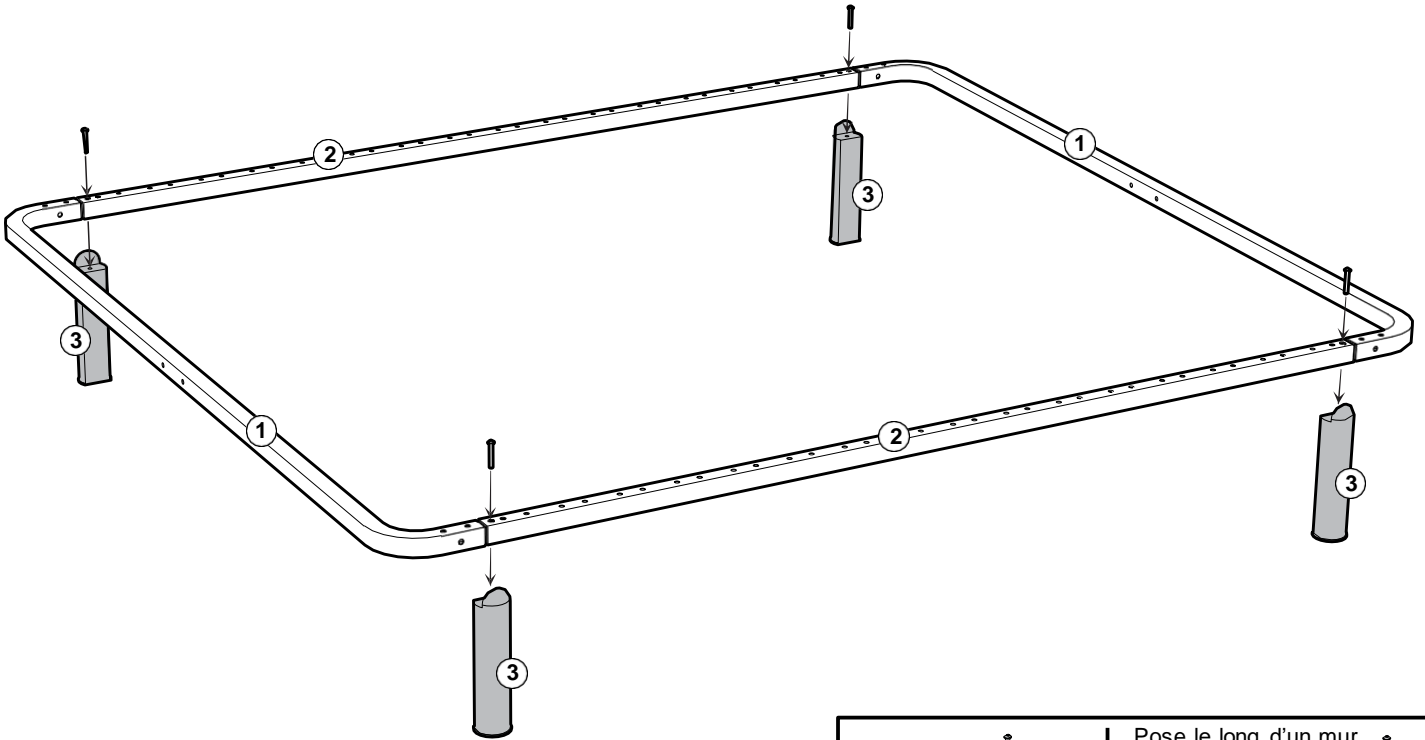
1a ▶



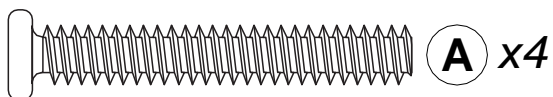
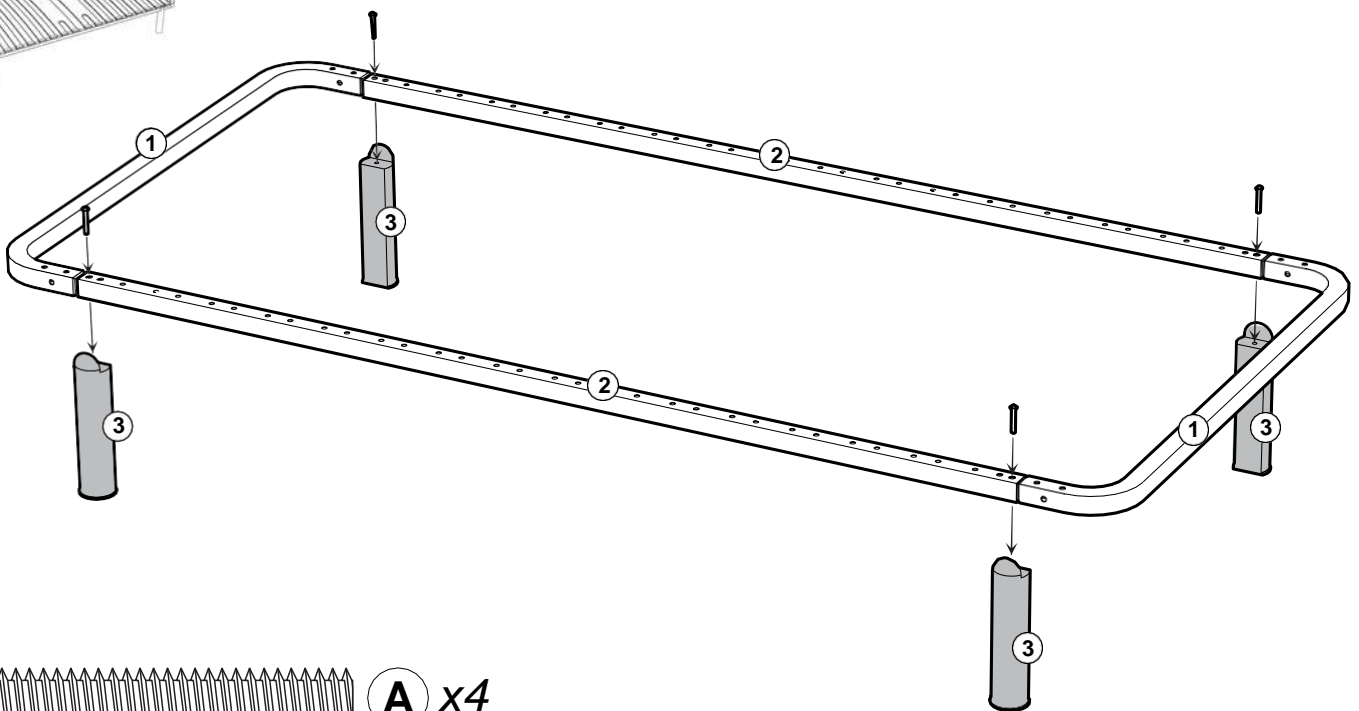
1b ▶

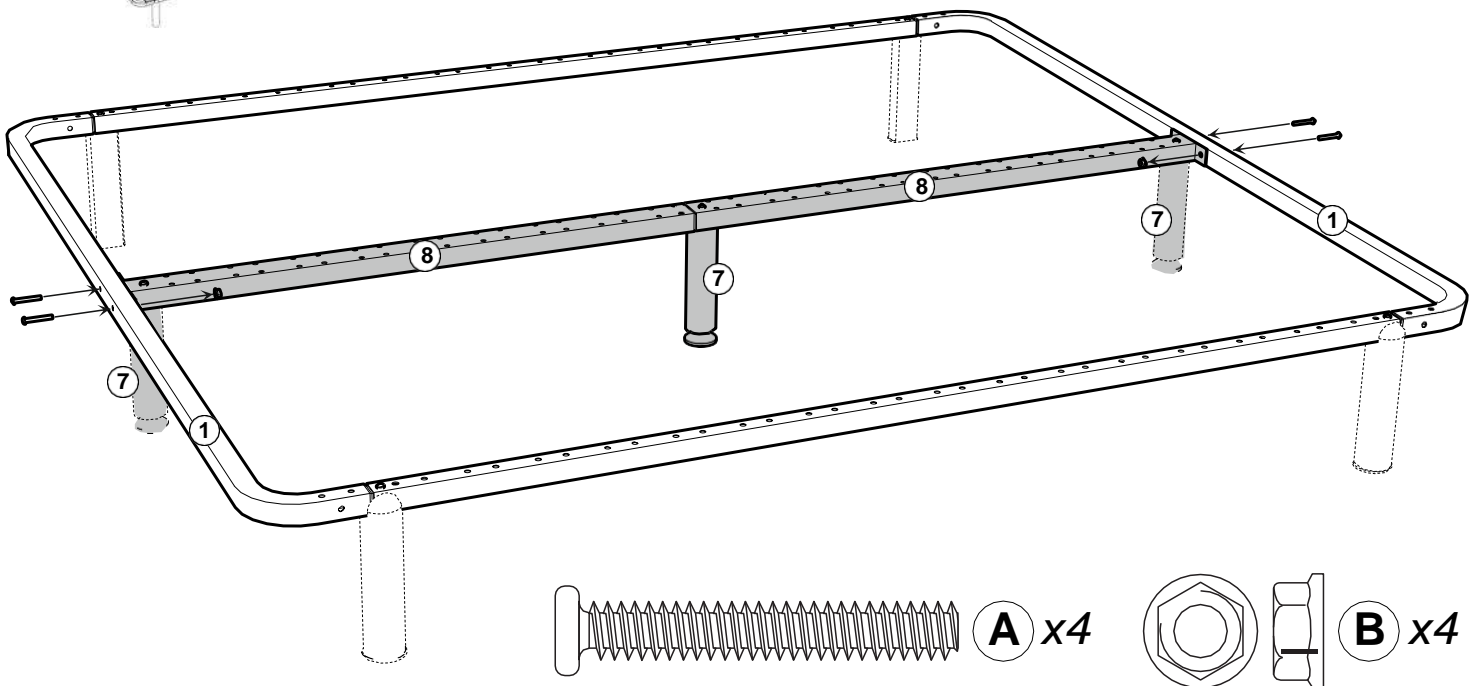
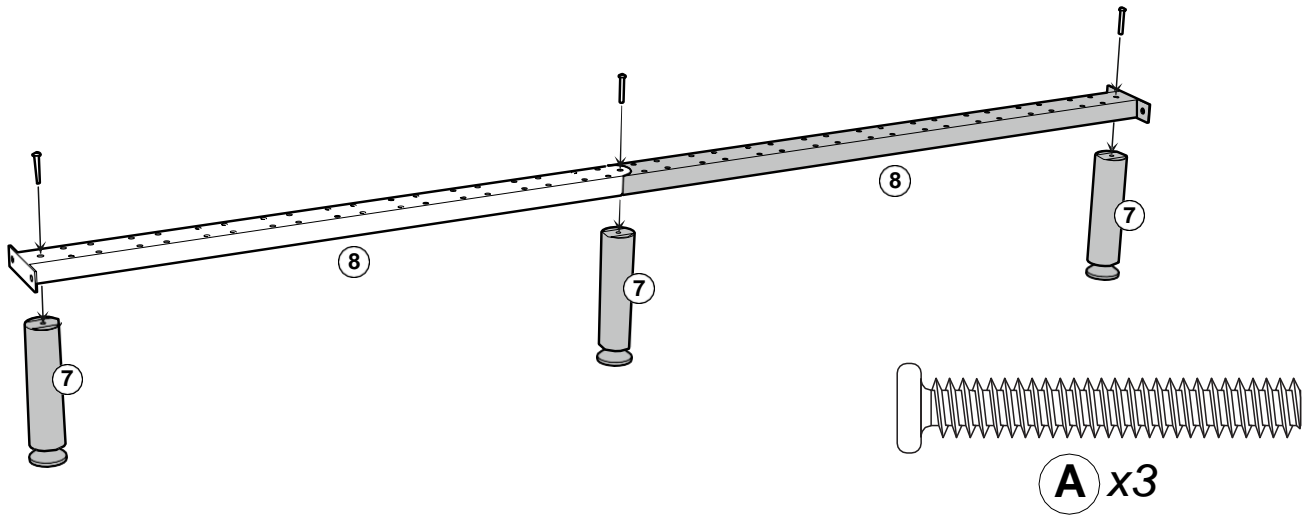


2a ▶

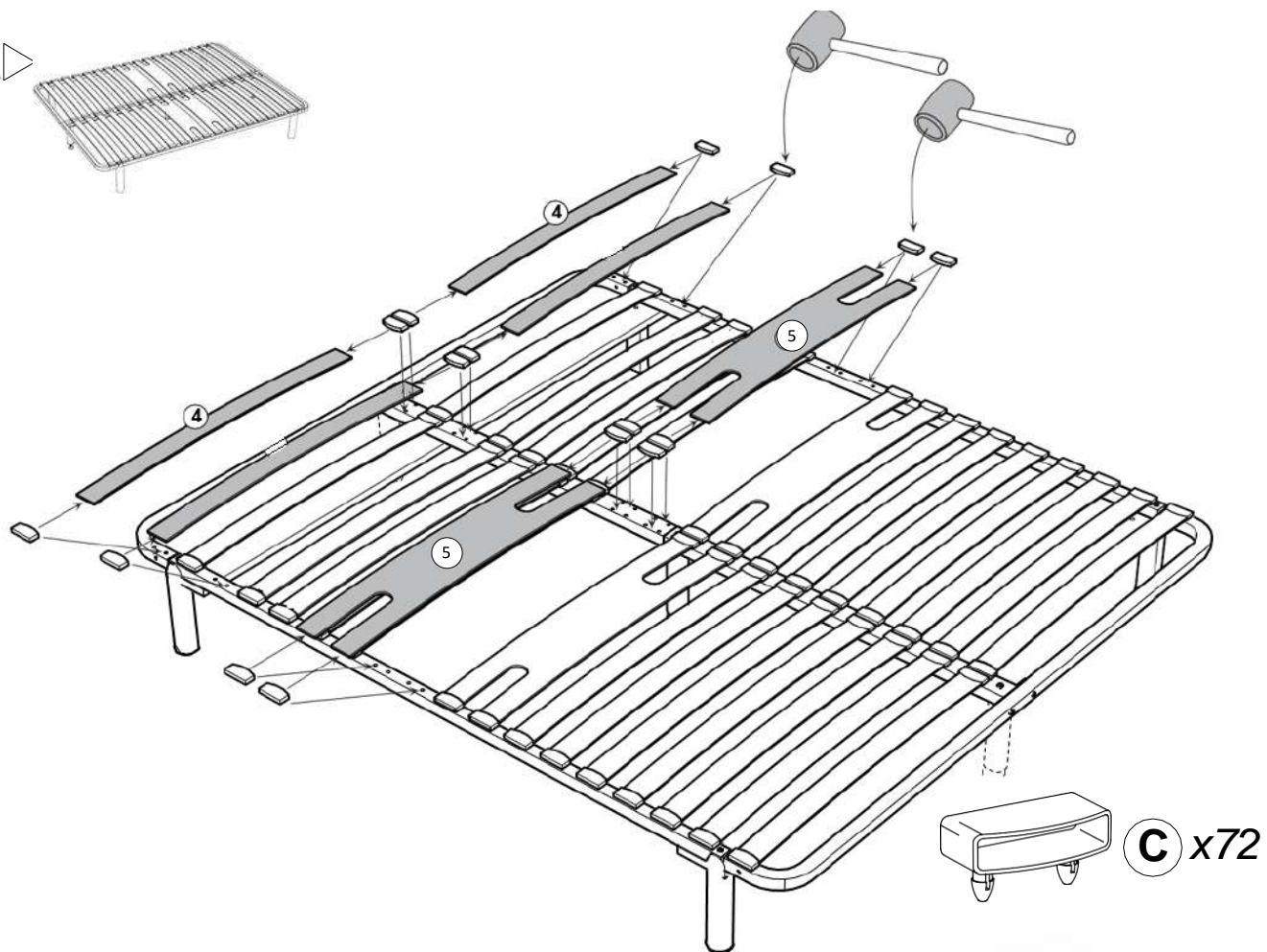


2b ▶





5a ▶



5b ▶

