

Vision fixtures for Keyence IM systems

Fixturing made simple

Our QuickLoad™ corner system is designed to fit your vision machine.

The QuickLoad corner contains magnets that allow our acrylic vision base plates to snap into a precise and repeatable position, enabling quick and easy loading and unloading of plates. Steel pins are located into the sides of the plate to align to the magnets contained in the QuickLoad corner.

- Mounting holes allow users to attach the QuickLoad corner to the vision stage, ensuring a secure and stable position.
- Magnets on the QuickLoad corner frame and pins in the acrylic base plates mean the two lock repeatedly into the same position.



Hold almost anything

Renishaw has a wide selection of modular metrology fixturing components, designed to hold even the smallest of workpieces, allowing for maximum visibility and probe access without obscuring any critical features.

Cut inspection time

Keep your parts set up on multiple plates, switching on and off the machine within seconds. This minimises down time waiting for fixturing to be set up. Both modular and custom plates can be used on the QuickLoad corner, for even greater flexibility.

Made for easy viewing

Serrations are present on the edges of the QuickLoad corner. Workpieces can be inspected easily when mounted directly against these serrations.

Why use a QuickLoad™ corner?


- Load and unload plates within seconds using quick release magnets.
- Easy to secure to vision stage using mounting holes ensuring repeatable set-ups.
- Ideal for multiple users.
- Dedicated sub-plates available to save you time.
- Flexibility of both modular and custom plates.
- Maximise repeatability and reproducibility when using a QuickLoad corner with labelled components and alpha numeric plates.
- Short payback period.



Build your fixturing solution

1 QuickLoad™ corner

To determine the correct QuickLoad corner frame to suit your machine, simply identify your machine model below.



Keyence IM machine models	
Part number	Machine model
R-QLC-KIM7000	IM-7001, IM-7010, IM-7020 and IM-8020
R-QLC-KIM7030	IM-7030 and IM-8030

NOTE: Contact your local sales representative if you do not see your machine listed, if you need to discuss requirements for a lower right mounting QuickLoad corner and plate set-up or if you wish to use a QLC with Keyence IM-6000 series.

2 Plate options


Vision base plates

Workpieces can be placed directly on the acrylic multi-window or multi-hole base plate and are held securely using Renishaw's modular fixturing components, ensuring repeatability and reproducibility.

NOTE: Be mindful of your probe rack and artefacts that may limit the potential plate size used on your machine.



250 mm x 150 mm acrylic base plate:
R-PV-W-13250150-10-4



250 mm x 150 mm acrylic base plate:
R-PV-13250150-10-4

Part number	Thread	Height	Width	Depth	Windows	Spacing (on centre)
M4 multi-hole plates						
R-PV-13150150-10-4	M4	12.0 mm	150.0 mm	150.0 mm	1	10.0 mm
R-PV-13200200-10-4	M4	12.0 mm	200.0 mm	200.0 mm	1	10.0 mm
R-PV-13250150-10-4	M4	12.0 mm	250.0 mm	150.0 mm	1	10.0 mm
R-PV-13250250-10-4	M4	12.0 mm	250.0 mm	250.0 mm	1	10.0 mm
M4 multi-window plates						
R-PVMW-13150150-10-4	M4	12.0 mm	150.0 mm	150.0 mm	4	10.0 mm
R-PV-W-13200200-10-4	M4	12.0 mm	200.0 mm	200.0 mm	5	10.0 mm
R-PV-W-13250150-10-4	M4	12.0 mm	250.0 mm	150.0 mm	3	10.0 mm
R-PV-W-13250250-10-4	M4	12.0 mm	250.0 mm	250.0 mm	5	10.0 mm
M6 multi-hole plates						
R-PV-13150150-12-6	M6	12.0 mm	150.0 mm	150.0 mm	1	12.5 mm
R-PV-13250250-12-6	M6	12.0 mm	250.0 mm	250.0 mm	1	12.5 mm
M6 multi-window plates						
R-PV-W-13250150-12-6	M6	12.0 mm	250.0 mm	150.0 mm	4	12.5 mm
R-PV-W-13250250-12-6	M6	12.0 mm	250.0 mm	250.0 mm	5	12.5 mm

Part number	Thread	Height	Width	Depth	Windows	Spacing (on centre)
1/4-20 multi-hole plates						
R-PV-501010-50-20	1/4-20	0.47 in	10.00 in	10.00 in	1	0.50 in
1/4-20 multi-window plates						
R-PV-W-50106-50-20	1/4-20	0.47 in	10.00 in	6.00 in	4	0.50 in
R-PV-W-501010-50-20	1/4-20	0.47 in	10.00 in	10.00 in	5	0.50 in

3 Component sets for vision measurement

M4 vision fixturing component sets

NOTE: Make sure that the acrylic plate and QuickLoad corner you select will fit your specific machine. Contact your local sales representative to discuss your requirements.



Basic component set
R-V-SET-BSC-4



Intermediate component set
R-V-SET-INT-4

Part number	Description	Basic R-V-SET-BSC-4	Intermediate R-V-SET-INT-4
R-S-65-4*	6.0 mm diameter × 5.0 mm standoff	—	3
R-S-610-4*	6.0 mm diameter × 10.0 mm standoff	3	6
R-S-625-4*	6.0 mm diameter × 25.0 mm standoff	3	6
R-S-95-4*	9.0 mm diameter × 5.0 mm standoff	3	3
R-S-910-4	9.0 mm diameter × 10.0 mm standoff	3	6
R-S-920-4	9.0 mm diameter × 20.0 mm standoff	3	6
R-S-925-4	9.0 mm diameter × 25.0 mm standoff	3	6
R-S-1210-4	12.0 mm diameter × 10.0 mm standoff	3	6
R-S-1225-4	12.0 mm diameter × 25.0 mm standoff	3	6
R-SP-610-4	6.0 mm diameter × 10.0 mm pin standoff	2	4
R-SP-910-4	9.0 mm diameter × 10.0 mm pin standoff	2	4
R-CTT-40-25-4	36.2 mm tension clamp with coated soft tip and 25.0 mm post	2	4
R-CWT-25-25-4	31.3 mm wire clamp with coated soft tip and 25.0 mm post	2	4
R-CWT-50-50-4	49.7 mm wire clamp with coated soft tip and 50.0 mm post	2	4
R-CP-4	Pusher clamp	1	1
R-NTM-1	Magnetic V block	—	1
R-CSPS-1210-4	Spring pusher standoff clamp	1	1
R-RPA-4	Aluminium resting pin	4	4
R-VC-5050-4	50.0 mm × 50.0 mm corner viewer	1	1
R-AJ-9-4	9.5 mm diameter adjustable jack stand	1	2
R-AS-30-4	30.1 mm long adjustable slide	1	2
R-ASA-45-4	45.0 mm long adjustable acrylic slide	1	2
R-TB-1619-4	41.3 mm × 15.9 mm × 25.0 mm tower block	1	1
—	Storage and carry case	1	1
Total number of components in each set		46	84

NOTE: *Component does not have a threaded top.

M6 vision fixturing component sets

NOTE: Make sure that the acrylic plate and QuickLoad corner you select will fit your specific machine. Contact your local sales representative to discuss your requirements.



Basic component set
R-V-SET-BSC-6



Intermediate component set
R-V-SET-INT-6

Part number	Description	Basic R-V-SET-BSC-6	Intermediate R-V-SET-INT-6
R-S-610-6*	6.0 mm diameter × 10.0 mm standoff	3	6
R-S-625-6*	6.0 mm diameter × 25.0 mm standoff	3	6
R-S-95-6*	9.5 mm diameter × 5.0 mm standoff	3	6
R-S-910-6	9.5 mm diameter × 10.0 mm standoff	3	6
R-S-920-6	9.5 mm diameter × 20.0 mm standoff	3	6
R-S-925-6	9.5 mm diameter × 25.0 mm standoff	3	6
R-S-1310-6	12.7 mm diameter × 10.0 mm standoff	3	6
R-S-1325-6	12.7 mm diameter × 25.0 mm standoff	3	6
R-SP-610-6	6.4 mm diameter × 10.0 mm pin standoff	2	4
R-SP-910-6	9.5 mm diameter × 10.0 mm pin standoff	2	4
R-CTT-40-30-6	36.2 mm tension clamp with coated soft tip and 30.0 mm post	2	4
R-CWT-25-25-6	31.3 mm wire clamp with coated soft tip and 23.9 mm post	2	4
R-CWT-50-50-6	49.7 mm wire clamp with coated soft tip and 50.0 mm post	2	4
R-CP-6	Pusher clamp	1	1
R-NTM-1	Magnetic V block	—	1
R-CSPS-1925-6	19.0 mm diameter × 25.0 mm spring pusher standoff clamp	1	1
R-RPS-6	Steel resting pin	4	4
R-VC-7575-6	82.6 mm × 82.6 mm corner viewer	1	1
R-AJ-13-6	15.9 mm diameter adjustable jack stand	1	2
R-AS-45-6	44.5 mm long adjustable slide	1	2
R-ASA-45-6	50.8 mm long adjustable acrylic slide base	1	2
R-TB-2025-6	70 mm × 20 mm × 35 mm tower block	1	1
—	Storage and carry case	1	1
Total number of components in each set		46	84

NOTE: *Component does not have a threaded top.

1/4-20 vision fixturing component sets

NOTE: Make sure that the acrylic plate and QuickLoad corner you select will fit your specific machine. Contact your local sales representative to discuss your requirements.



Basic component set
R-V-SET-BSC-20





Intermediate component set
R-V-SET-INT-20


Part number	Description	Basic R-V-SET-BSC-20	Intermediate R-V-SET-INT-20
R-S-2550-20*	0.25 in diameter × 0.50 in standoff	3	6
R-S-251-20*	0.25 in diameter × 1.00 in standoff	3	6
R-S-37525-20*	0.375 in diameter × 0.25 in standoff	3	6
R-S-37550-20	0.375 in diameter × 0.50 in standoff	3	6
R-S-37575-20	0.375 in diameter × 0.75 in standoff	3	6
R-S-3751-20	0.375 in diameter × 1.00 in standoff	3	6
R-S-5050-20	0.50 in diameter × 0.50 in standoff	3	6
R-S-501-20	0.50 in diameter × 1.00 in standoff	3	6
R-SP-2550-20	0.25 in diameter × 0.50 in pin standoff	2	4
R-SP-37550-20	0.375 in diameter × 0.50 in pin standoff	2	4
R-CTT-160-125-20	1.42 in tension clamp with rubber-coated tip with 1.26 in post	2	4
R-CWT-1-1-20	1.23 in wire clamp with rubber-coated tip with 0.94 in post	2	4
R-CWT-2-2-20	1.96 in wire clamp with rubber-coated tip with 1.76 in post	2	4
R-NTM-1	Magnetic V block	—	1
R-RPS-20	Steel resting pin	4	4
R-VC-33-20	3.25 in × 3.25 in corner viewer	1	1
R-AJ-50-20	0.63 in diameter adjustable jack stand	1	2
R-CP-20	Pusher clamp	1	1
R-CSPS-751-20	0.75 in diameter × 1.00 in spring pusher standoff clamp	1	1
R-AS-1-20	1.37 in long adjustable slide	1	2
R-ASA-2-20	2.00 in long adjustable acrylic slide	1	2
R-TB-751-20	0.75 in × 0.75 in × 1.25 in tower block	1	1
—	Storage and carry case	1	1
Total number of components in each set		46	84


NOTE: *Component does not have a threaded top.

www.renishaw.com/contact

 **#renishaw**

UK  **+44 (0) 1453 524524**  **uk@renishaw.com**

USA  **+1 847 286 9953**

 **usa@renishaw.com**

© 2019–2025 Renishaw plc. All rights reserved. This document may not be copied or reproduced in whole or in part, or transferred to any other media or language by any means, without the prior written permission of Renishaw.

RENISHAW® and the probe symbol are registered trade marks of Renishaw plc. Renishaw product names, designations and the mark 'apply innovation' are trade marks of Renishaw plc or its subsidiaries. Other brand, product or company names are trade marks of their respective owners.

WHILE CONSIDERABLE EFFORT WAS MADE TO VERIFY THE ACCURACY OF THIS DOCUMENT AT PUBLICATION, ALL WARRANTIES, CONDITIONS, REPRESENTATIONS AND LIABILITY, HOWSOEVER ARISING, ARE EXCLUDED TO THE EXTENT PERMITTED BY LAW. RENISHAW RESERVES THE RIGHT TO MAKE CHANGES TO THIS DOCUMENT AND TO THE EQUIPMENT, AND/OR SOFTWARE AND THE SPECIFICATION DESCRIBED HEREIN WITHOUT OBLIGATION TO PROVIDE NOTICE OF SUCH CHANGES.

Renishaw plc. Registered in England and Wales. Company no: 1106260. Registered office: New Mills, Wotton-under-Edge, Glos, GL12 8JR, UK.

Part no.: H-1000-9981-03-A
Issued: 05.2025