

Metrology fixture table

Renishaw's metrology tables are manufactured using cast aluminium plate tops, supported by a rigid aluminium extruded frame and legs that can accommodate and carry large and heavy parts. The tables are supplied with heavy-duty castors that allow portability and an easy to use mechanism for locking to the floor substrate.

Metrology fixture tables are used in many industries and for numerous applications.

The table's modular construction provides endless flexibility to mount portable measurement devices. The fixture plate is supplied in either hard coat clear anodise or optional black anodise, which is better suited for non-contact optical inspection purposes.

Specifications

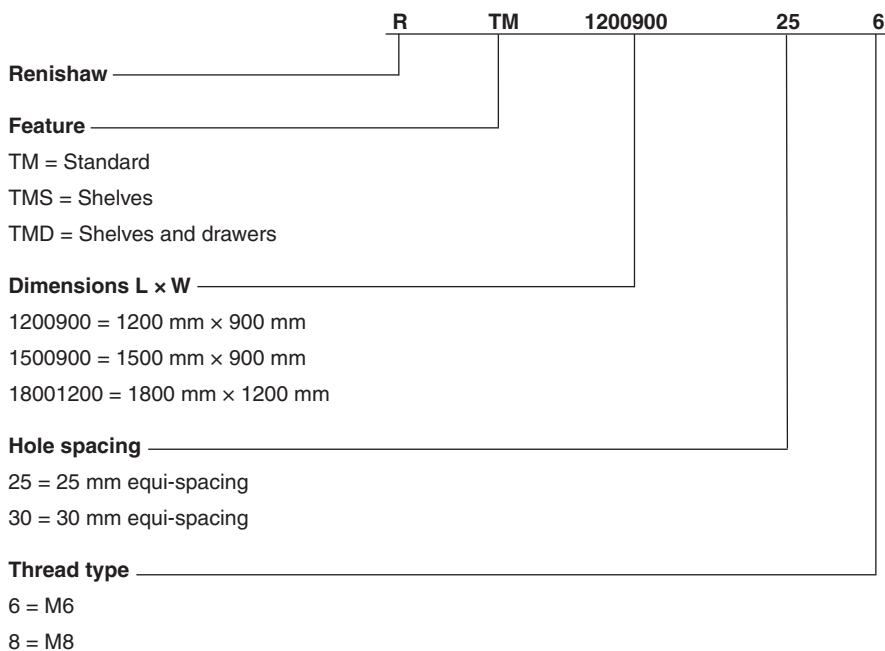
Applications	Portable CMMs, 3D scanners, portable measuring stations
Table height including plate	900 mm
Drawer and shelf sizes	See table set dimensions
Thread sizes	Square grid pattern, M6 - 25 mm, M8 - 30 mm
Safe working load	Table 400 kg, shelves 85 kg, drawers 25 kg
Shipped	Fully assembled
Materials	Frame - aluminium extrusion, plate - cast aluminium
Table feet	Heavy duty levelling feet with castor wheels



Table options					
Part number	Dimensions (L × W)	Hole spacing	Thread type	Description	Weight*
R-TM-1200900-25-6	1200 mm × 900 mm	25 mm	M6	Table only	112 kg
R-TM-1200900-30-8	1200 mm × 900 mm	30 mm	M8	Table only	112 kg
R-TM-1500900-25-6	1500 mm × 900 mm	25 mm	M6	Table only	131 kg
R-TM-1500900-30-8	1500 mm × 900 mm	30 mm	M8	Table only	131 kg
R-TM-18001200-25-6	1800 mm × 1200 mm	25 mm	M6	Table only	183 kg
R-TM-18001200-30-8	1800 mm × 1200 mm	30 mm	M8	Table only	183 kg
R-TMS-1200900-25-6	1200 mm × 900 mm	25 mm	M6	With shelves	121 kg
R-TMS-1200900-30-8	1200 mm × 900 mm	30 mm	M8	With shelves	121 kg
R-TMS-1500900-25-6	1500 mm × 900 mm	25 mm	M6	With shelves	146 kg
R-TMS-1500900-30-8	1500 mm × 900 mm	30 mm	M8	With shelves	146 kg
R-TMS-18001200-25-6	1800 mm × 1200 mm	25 mm	M6	With shelves	203 kg
R-TMS-18001200-30-8	1800 mm × 1200 mm	30 mm	M8	With shelves	203 kg
R-TMD-1200900-25-6	1200 mm × 900 mm	25 mm	M6	With drawers and shelves	179 kg
R-TMD-1200900-30-8	1200 mm × 900 mm	30 mm	M8	With drawers and shelves	179 kg
R-TMD-1500900-25-6	1500 mm × 900 mm	25 mm	M6	With drawers and shelves	207 kg
R-TMD-1500900-30-8	1500 mm × 900 mm	30 mm	M8	With drawers and shelves	207 kg
R-TMD-18001200-25-6	1800 mm × 1200 mm	25 mm	M6	With drawers and shelves	317 kg
R-TMD-18001200-30-8	1800 mm × 1200 mm	30 mm	M8	With drawers and shelves	317 kg

* Weight of table and plate

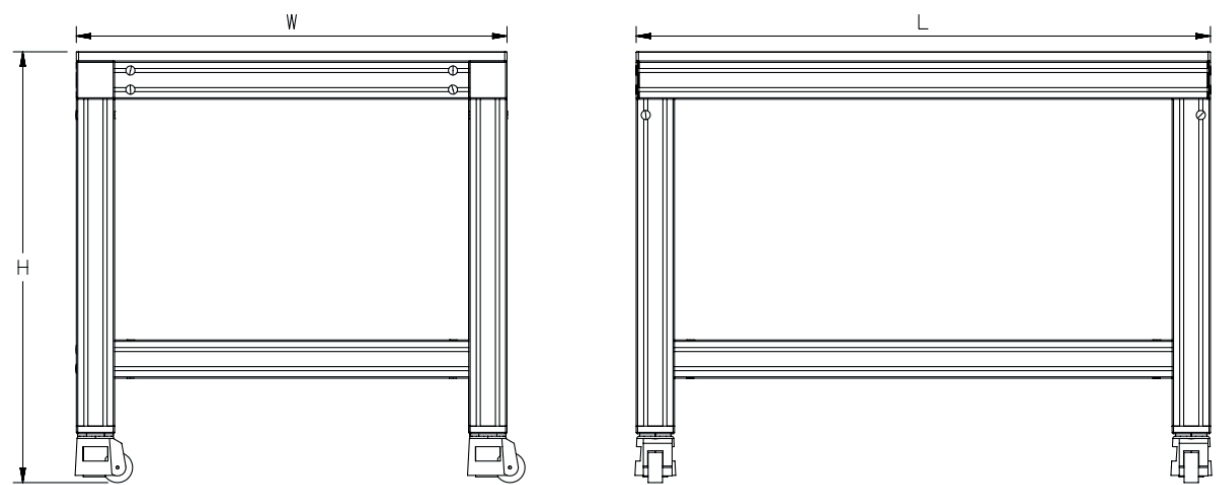
Nomenclature



Options

Accessories	Compatible with portable CMMs/articulating arms/measuring arms/scanners, using universal adaptor plate R-PAACU
Custom options	Plate - black anodised finish, plate - steel material, frame size, plate size, without plate, floor locking bolts

Tables



Shelves

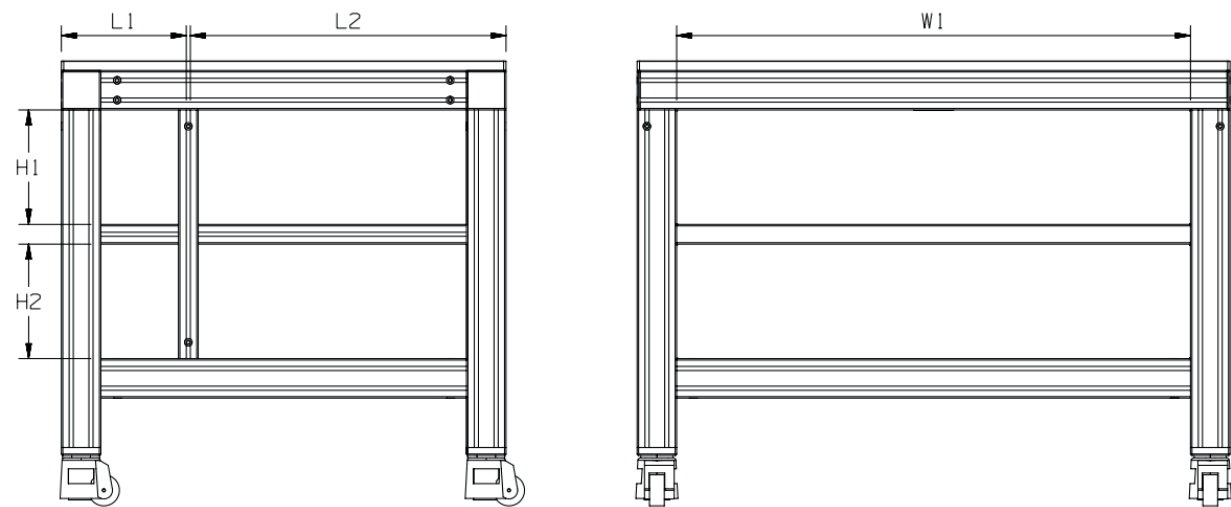


Table and shelves set dimensions						
Description	Height (H)	L1	L2	W1	H1	H2
1200 mm × 900 mm Table	900 mm	-	-	-	-	-
1200 mm × 900 mm Shelves	900 mm	253 mm	639 mm	1040 mm	231.5 mm	231.5 mm
1500 mm × 900 mm Table	900 mm	-	-	-	-	-
1500 mm × 900 mm Shelves	900 mm	253 mm	639 mm	1340 mm	231.5 mm	231.5 mm
1800 mm × 1200 mm Table	900 mm	-	-	-	-	-
1800 mm × 1200 mm Shelves	900 mm	553 mm	639 mm	1640 mm	231.5 mm	231.5 mm

Drawers

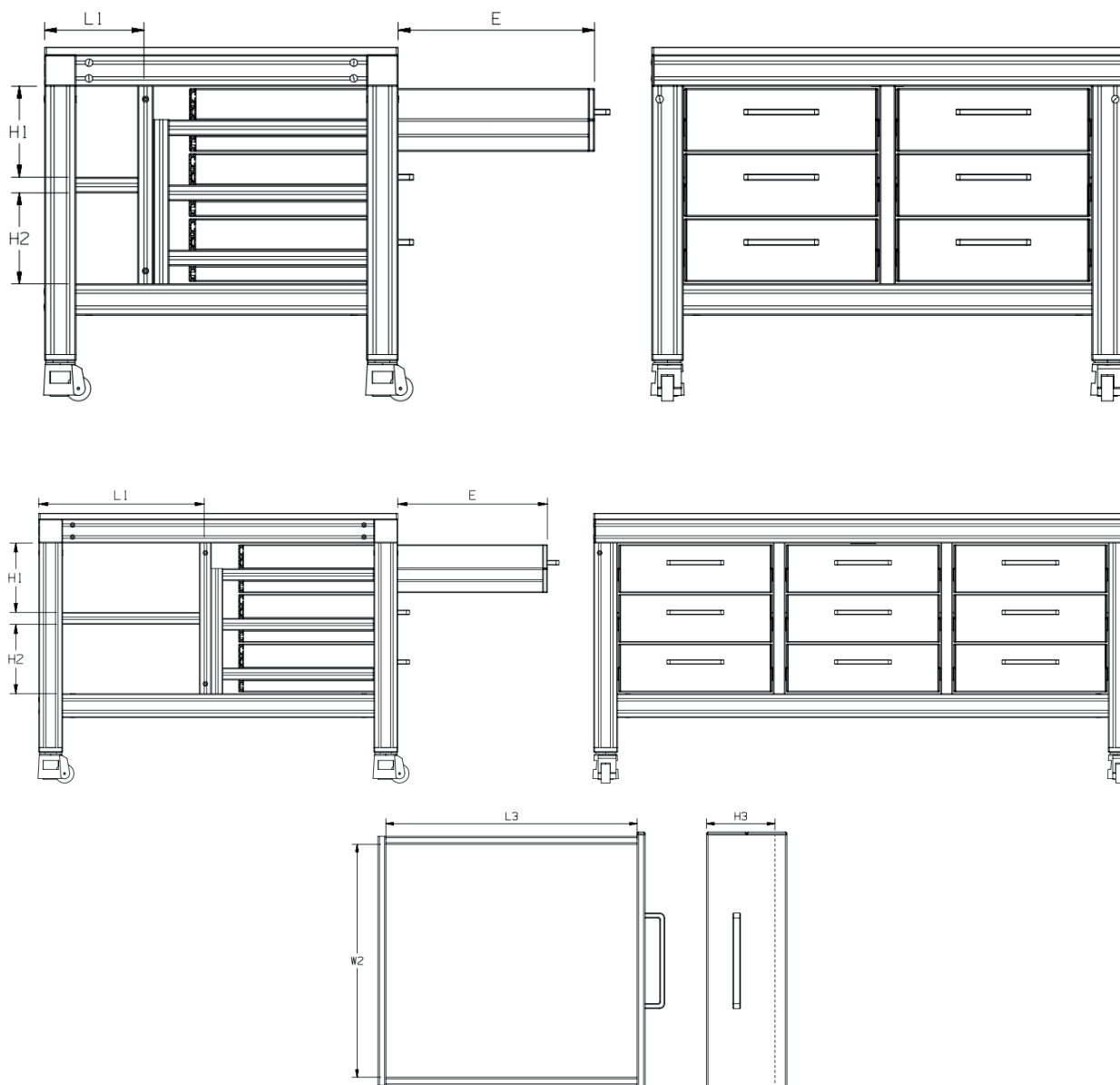


Table and drawers set dimensions

Description	Height (H)	L1	L3	W2	H1	H2	H3	E
1200 mm × 900 mm (2 × 3 drawers)	900 mm	253 mm	500 mm	443 mm	231.5 mm	231.5 mm	136 mm	500 mm
1500 mm × 900 mm (2 × 3 drawers)	900 mm	253 mm	500 mm	593 mm	231.5 mm	231.5 mm	136 mm	500 mm
1800 mm × 1200 mm (3 × 3 drawers)	900 mm	553 mm	500 mm	463 mm	231.5 mm	231.5 mm	136 mm	500 mm

www.renishaw.com/contactus



#renishaw