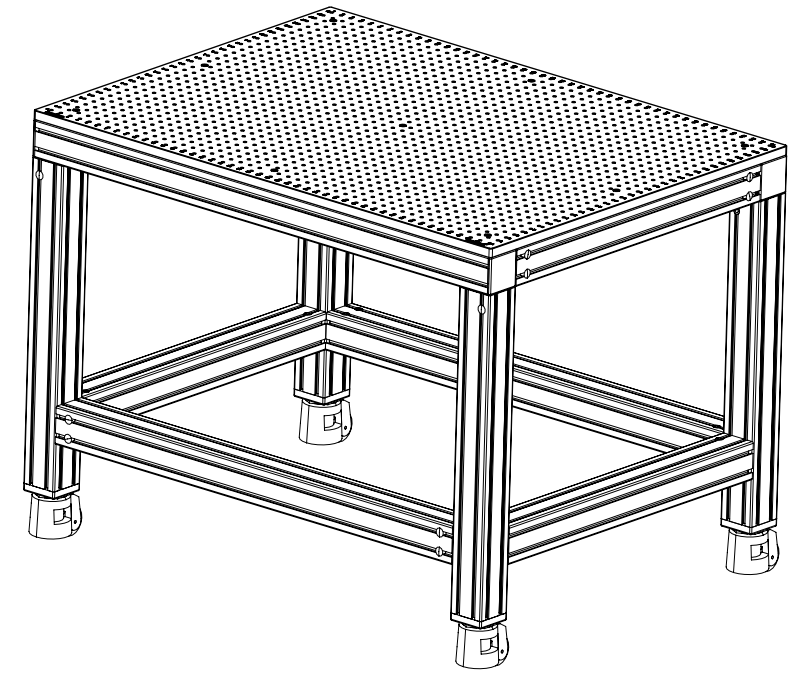
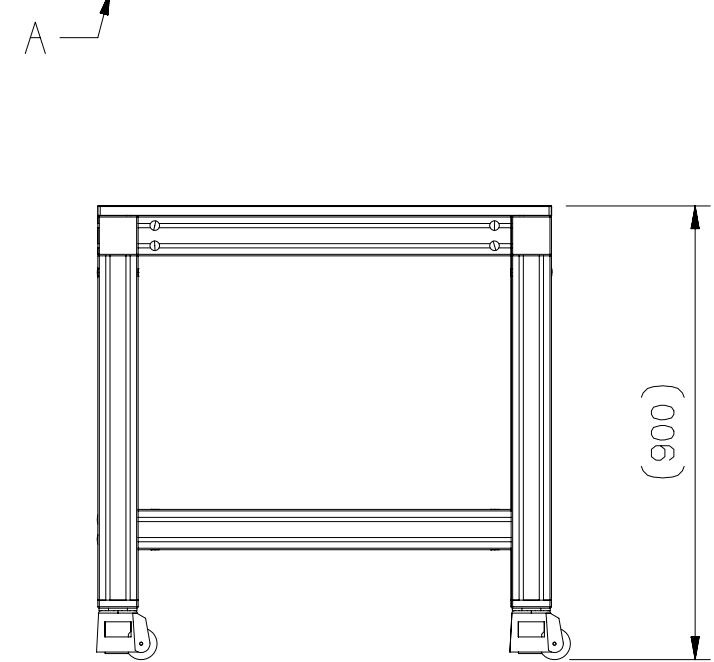
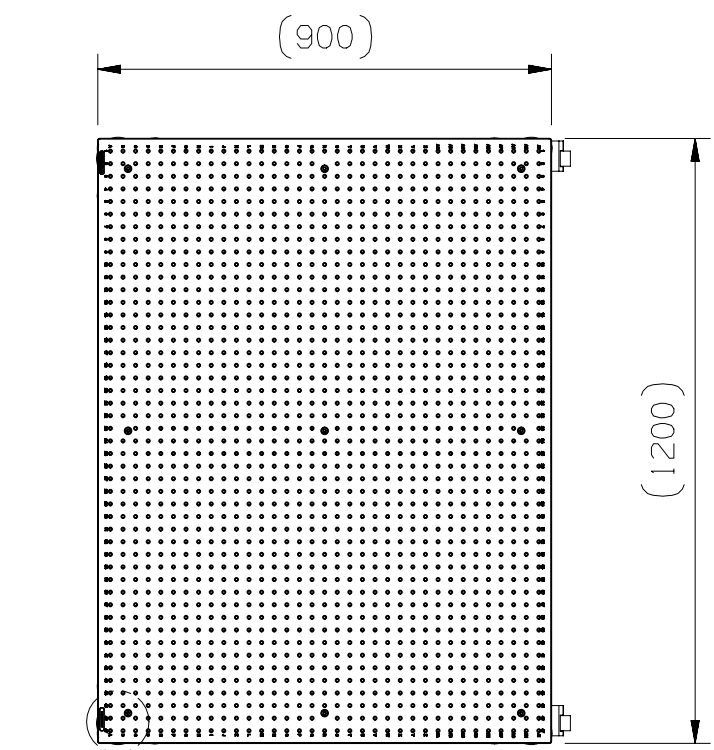


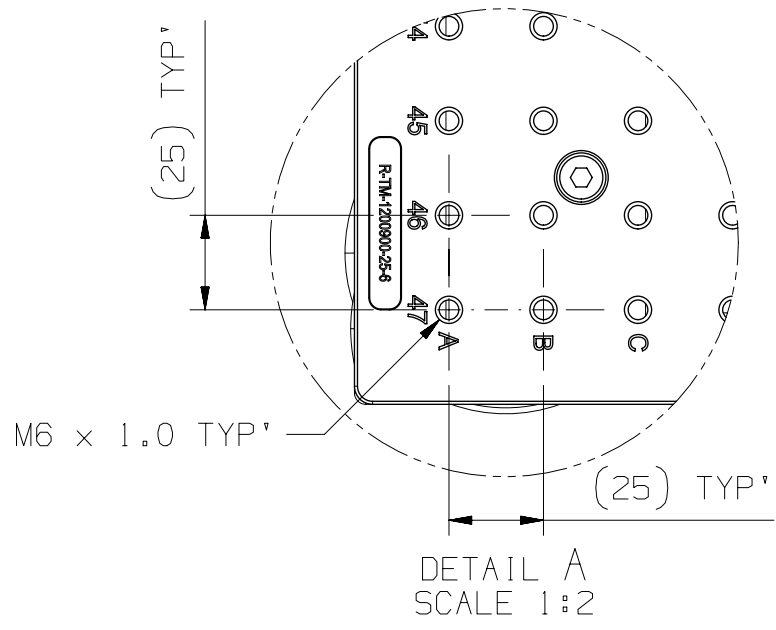
1 2 3 4 5 6

A B C D

A B C D

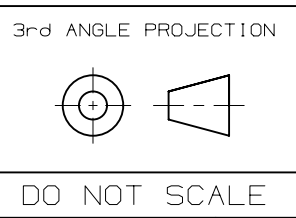


SCALE 1:15



TO ORDER PLEASE QUOTE PART NUMBER R-TM-1200900-25-6

THIS IS A CUSTOMER DRAWING. DIMENSIONS ARE GENERALLY NOMINAL EXCEPT WHERE TOLERANCED. TOLERANCED DIMENSIONS ARE CONSIDERED CRITICAL AND ARE INSPECTED BY OUR QUALITY DEPARTMENT PRIOR TO DESPATCH. ALL DIMENSIONS ARE IN MILLIMETRES. DRAWING PRACTICE TO BS 8888. INFORMATION REQUIRED BY ARTICLE 33(1) OF REGULATION (EC) No. 1907/2006 RELATING TO PRODUCTS CONTAINING SVHCs IS AVAILABLE AT www.renishaw.com/REACH



TITLE M6 1200X900 METROLOGY TABLE		ISSUE No. *	DRAWN BY JO	DRAWN DATE AUG 21
MATERIAL TYPE CODE	MATERIAL	SHEET 1 of 1		CHECKED

CONFIDENTIAL. THIS DRAWING IS THE PROPERTY OF © RENISHAW plc, AND MAY NOT BE COPIED OR USED FOR ANY PURPOSE, OTHER THAN THAT FOR WHICH IT IS SUPPLIED, WITHOUT THE EXPRESS WRITTEN AUTHORITY OF RENISHAW plc.

RENISHAW®

Wotton - under - Edge
Glos. England.
GL12 8JR

SCALE
U.O.S.
1:15

DRAWING No.
N-6748-0065-00-A