PEX heimlögn í eða án idráttarrörs
Teikningar sýna PEX lagnir í idráttarröri, frágangur á pex röri gegnum vegg er sá sami og á idráttarröri
PEX house intake with or without casing pipe
Drawings show PEX pipes in casting pipe, PEX pipe through wall is finished the same way as casting pipe is.
Vídd, sizes: 25 mm - 63 mm

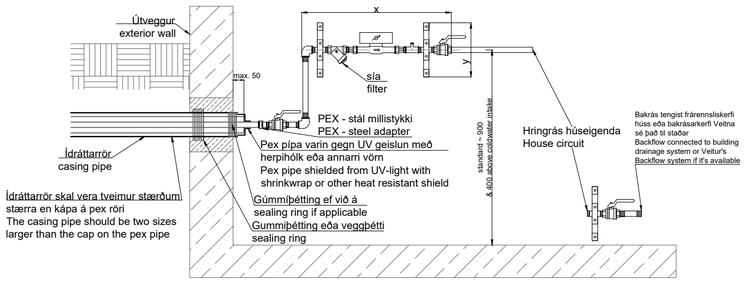

lóðrétt vörpun
vertical projection

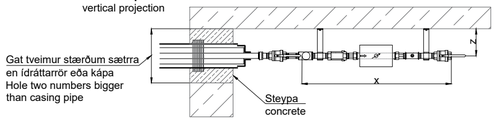

Pex heimlögn, inntak gegnum sökkul
Í eða án idráttar
Pex house intake, input through plinth
with or without casing pipe

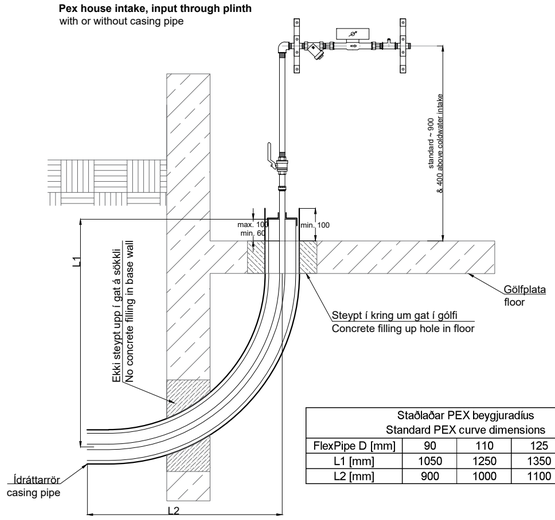

Staðlaðar PEX beygjuradíus Standard PEX curve dimensions				
FlexPipe D [mm]	90	110	125	140
L1 [mm]	1050	1250	1350	1400
L2 [mm]	900	1000	1100	1250

Inntak utanhúss
Inntak utanhúss er sett í einangraðan skáp og fer stærð hans eftir stærð og búnaði sem á að fara í hann. Húseigandi skaffar skáp fyrir inntak utanhúss.
Outdoor connection
Outdoor connection is set up in an insulated cabinet which size is determined by the size of home connection and equipment it should cover. The homeowner supplies the cabinet.

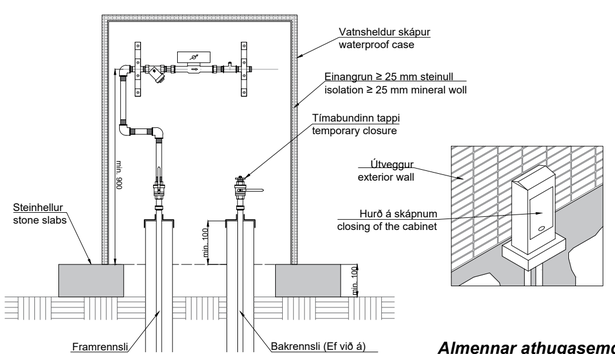

Almennar athugasemdir:
1. *Mál eru í MM nema annað sé tekið fram*
2. *Fleiri gagnlegar upplýsingar er að finna á heimasíðunni:*
   2.1. *veitur.is/skilmalar-fyrir-heimlognum*
   2.2. *veitur.is/en/aukaskilmalar-inntaksskaps-utanhuss*

0 1 2m Kvarði: 1:20

Stál heimlögn, ekki í idráttarröri
Steel pipes house intake without casing pipe
Vídd, sizes: DN20 - DN80

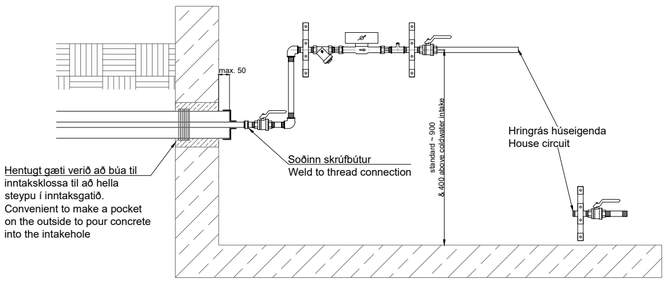

lóðrétt vörpun
vertical projection

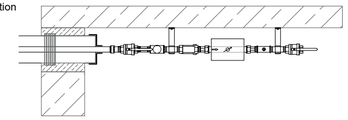

Stál heimlögn, inntak gegnum sökkul
með stöðluðu stál hné - stærð 1m x 1m
Steel cladding connection between floors
with standard steel knees - of regular size 1m x 1m

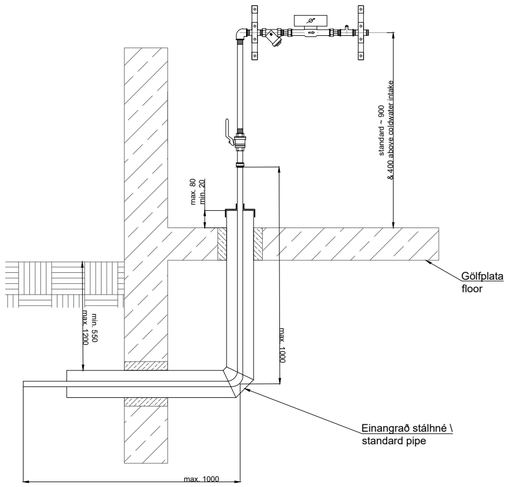

Stál eða PEX tvöfalt dreifikerfi
Þar sem tvöfalt dreifikerfi er til staðar skal ganga frá inntaki bakrásar og setja upp loka eins og á framrás.
Steel or PEX double distribution system
Where a dual distribution system is present, complete the reverse circuit inlet and install valves as on the forward circuit.

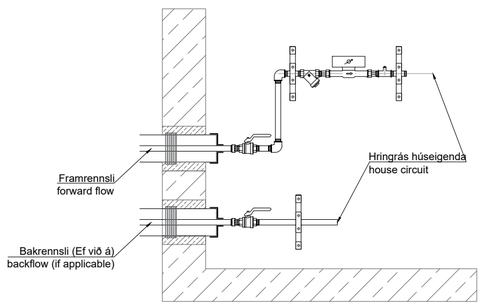

Plássþörf fyrir staðlaðar stál og PEX heimlagnir
Til viðbótar skal vera rými til vinnu við inntaksgrind í inntaksrými
Space requirements of standard steel and PEX input
In addition, there must be space for the intake frame in the intake space

Plássþörf fyrir inntaksgrind staðlaðra stál og pex heimlagna Required space for standard steel and PEX home connections							
Steel pipe size, nominal	DN20	DN25	DN32	DN40	DN50	DN65	DN80
Pipe size inch	3\4"	1"	1 1\4"	1 1\2"	2"	2 1\2"	3"
PEX pipe size [mm]	25	32	40	50	65	-	-
x [mm]	670	800	860	960	1130	*1300*	*1500*
y [mm]	250	350	350	350	460	*500*	*600*
z [mm]	100	150	150	150	220	*250*	*300*

Stærðir á idráttarörum fyrir PEX lagnir
Standard PEX and casting pipes sizes

Stöðluð PEX idráttarrör - Stærðir Standard casing pipe sizes, SDR 17				
Kápa á PEX lögn [mm] PEX pipe isolation D	75	90	110	125
Idráttarrör [mm] casing pipe	110	125	160	200
Inntaksbeygja [mm] bended casing pipe	110	125	160	200
Lágmarks inntaksgat [mm] min. hole size	250	270	300	320

PEX í idráttarrörum, þversnið
PEX and casting pipe cross section

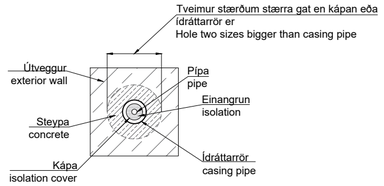

Lagnasnið fyrir heimlögn hitaveitu
Mál í samræmi við LAV-130 handbók af vef Veitna
Excavated heating pipes trenches
Dimensions according to the LAV-130 instructions from the veitur website

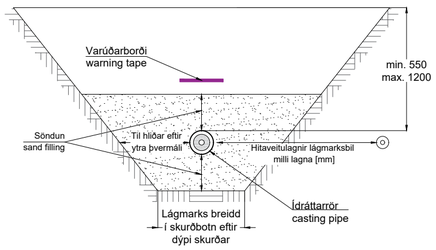

Heimlögn í idráttarröri með stefnubreytingum
Hitaveitulagnir á lóð skulu vera í idráttarröri, sérstaklega ef aðgengi að lögnum á lóðinni er takmarkað
House connection with casing pipe with axial changes
Heating pipes on the plot should be located in casing pipes, especially if access to property is limited

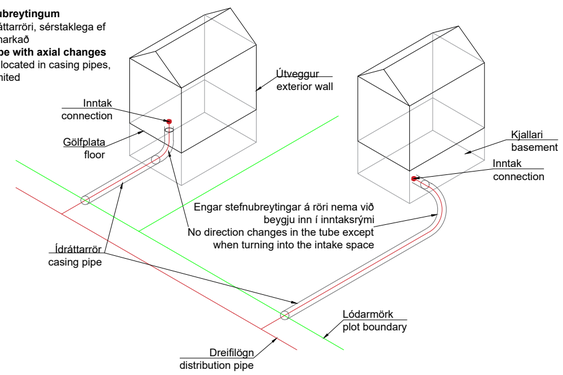

Útg.	Dags.	Lýsing	Han./Yfirf./Samþ.
A	28.02.25	Ný teikning	MR/SA/SA

VEITUR
Bæjarhálsi 1· 110 Reykjavík
Sími 516 6000· Fax 516 6709
www.veitur.is

Heimlögn hitaveitu
LAV-362
Hitaveita

Hannað Veitur
Teiknað MR
Yfirfarið SA
Samþ. SA

Dags. 28.02.2025 Verkefnisnr. Teikn.nr. LAV-362 Kvarði 1:20/A2

C:\USERS\MICHALR\DC\ACCDOCS\OR - VEITUR\TEIKNINGAR CATALOGUE FYRIR VATNSMIÐLANA\PROJECT FILES\DWG FILES\LAV-CLEAN-HOME_CONNECTIONS.DWG Vista6: 04/03/2025 - kl: 15:36 Prentað: 04/03/2025 - kl: 15:36