



SUSTAINABILITY HIGHLIGHTS 2024

Accelerating decarbonisation
through taxi electrification

MAY 2025



TABLE OF CONTENTS

Introduction	03
Our sustainability journey	06
FREENOW overall progress	08
Market highlights	12
FREENOW for business highlights	23
Partnerships with cities and authorities	25
Appendix	27

DRIVING THE FUTURE OF SUSTAINABLE TRANSPORT

FREENOW, one of Europe’s **leading multi-mobility apps** with **taxi at its core**, is on a mission to provide access to **safer, more reliable** and **increasingly sustainable** transport options.

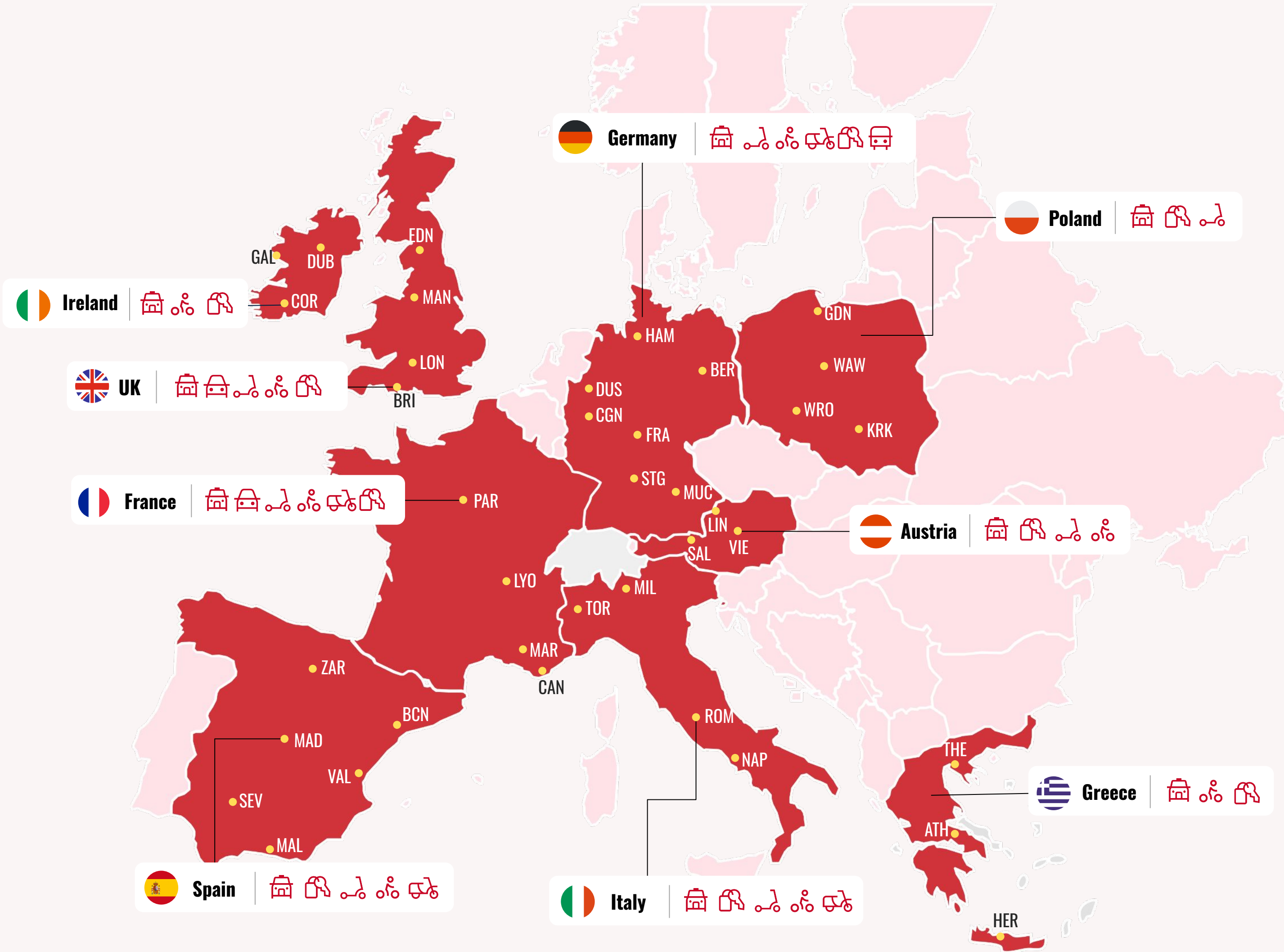
Founded 16 years ago as a taxi app, we remain committed to our taxi roots while driving positive change across the mobility landscape. Our focus areas include the **digitalisation of transport**, **modernising the taxi sector**, **integrating shared and electrified vehicles** and **collaborating with local and national authorities**.

9

Countries

>150

Cities



DRIVING THE FUTURE OF SUSTAINABLE TRANSPORT CONT.

Partnering with thousands of taxi drivers, fleet owners and multi-mobility providers, we foster connections with authorities, manufacturers, insurers and infrastructure providers to **support the mobility industry's shift to sustainability**. We're committed to helping taxi drivers transition to all-electric vehicles, accelerating the electrification of fleets. Together, we can create a lasting impact on the future of mobility.

150k+

Taxi/PHV drivers

8

Mobility options

20+

Mobility partners

PAVING THE WAY: A MESSAGE FROM OUR CEO

As I reflect on 2024, I'm proud of FREENOW's achievements and the progress we've made. Our clear business strategy, focused on customer needs and the taxi industry, led to a commercially successful year. We've strengthened our position as Europe's leading taxi app, creating new synergies within the industry.

However, the impacts of climate change are undeniable, and transport remains a major contributor to emissions. For any mobility company, the future depends on a clear goal: transitioning to decarbonised mobility.

As a company with European values, democratic principles, and pride in our diverse team, FREENOW is committed to contributing towards mitigating climate change and building a more sustainable future for everyone.

These beliefs have shaped our vision for a more sustainable taxi industry and mobile ecosystem. We've set ambitious emission reduction targets, which were validated by the Science-Based Targets initiative in early 2024.

We remain dedicated to supporting taxi drivers in the electrification process, overcoming cost and infrastructure challenges. In 2024, we made significant strides with partners and drivers, launching local projects that can serve as industry models. This report highlights both our successes and areas for improvement.

While we're committed to do what we can as a platform, cities and regulators must prioritise these efforts. Sustainability must remain at the top of their agenda. By working together, we can improve mobility and quality of life in our cities.



**Thomas
Zimmermann**
Chief Executive Officer

ACCELERATING ELECTRIFICATION: THE CORNERSTONE OF SUSTAINABLE MOBILITY

Last year, FREENOW published our **Sustainability Report 2023**, which highlighted progress in implementing our Sustainability Strategy. **Reducing GHG emissions** has always been at the core of this strategy, with electrification being the key lever for decarbonising our marketplace.

To ensure our sustainability efforts remain relevant and impactful, we revisited our 2021 Materiality Assessment in 2024, carrying out our first **Double Materiality Assessment**¹, in which we considered both our impacts on the environment and society (impact materiality) and the financial implications of sustainability matters on our business (financial materiality). This assessment **reaffirmed the importance of GHG emissions** and **highlighted additional sustainability topics**.

While **electrification remains a key focus**, we are mindful that **sustainability encompasses more than just GHG emissions**. In 2024, we prioritised electrification to support our climate goals and address the strategic priorities identified in our Double Materiality Assessment. This report reflects that progress and our commitment to meaningful, targeted action.

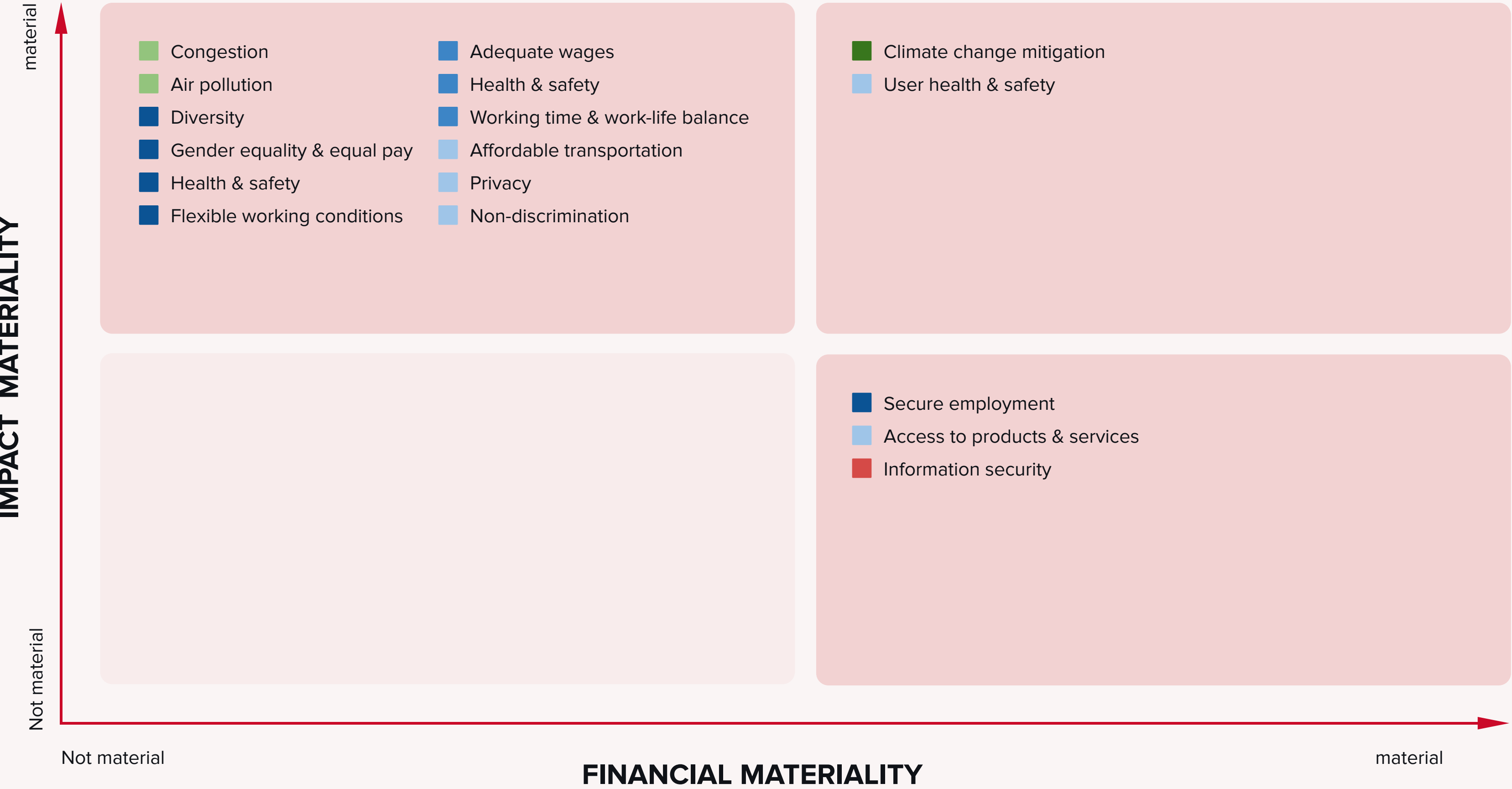
Looking ahead, we will continue to address all material sustainability issues holistically. **In 2025, we will refine our strategy to align with the findings of the Double Materiality Assessment**, setting ambitious targets and implementing plans that balance environmental, social and governance (ESG) priorities.

NOTES: ¹Refer to the glossary for the explanation of this term. We conducted our Double Materiality Assessment in alignment with the European Sustainability Reporting Standards (ESRS), following the phases: 1. understanding our business context, 2. identification of impacts, risks, and opportunities (IROs), 3. assessment of material IROs (including engagement with our key stakeholder groups), and 4. preparation for reporting.



KEY FINDINGS FROM OUR DOUBLE MATERIALITY ASSESSMENT

Preliminary Materiality Matrix as the outcome of our Double Materiality Assessment¹ 2024



Legend:

Only material (sub-)topics for FREENOW are displayed **and highlighted**. Within each box, topics are grouped by standard, not by score.

- ENVIRONMENT**
- E1 - Climate change
 - E2 - Pollution
- SOCIAL**
- S1 - Own workforce
 - S2 - Workers in the value chain
 - S4 - Consumers & end-users
- GOVERNANCE**
- G1 - Business conduct

NOTES: ¹Refer to the glossary for the explanation of this term. We conducted our Double Materiality Assessment in alignment with the European Sustainability Reporting Standards (ESRS), following the phases: 1. understanding our business context, 2. identification of impacts, risks, and opportunities (IROs), 3. assessment of material IROs (including engagement with our key stakeholder groups), and 4. preparation for reporting.

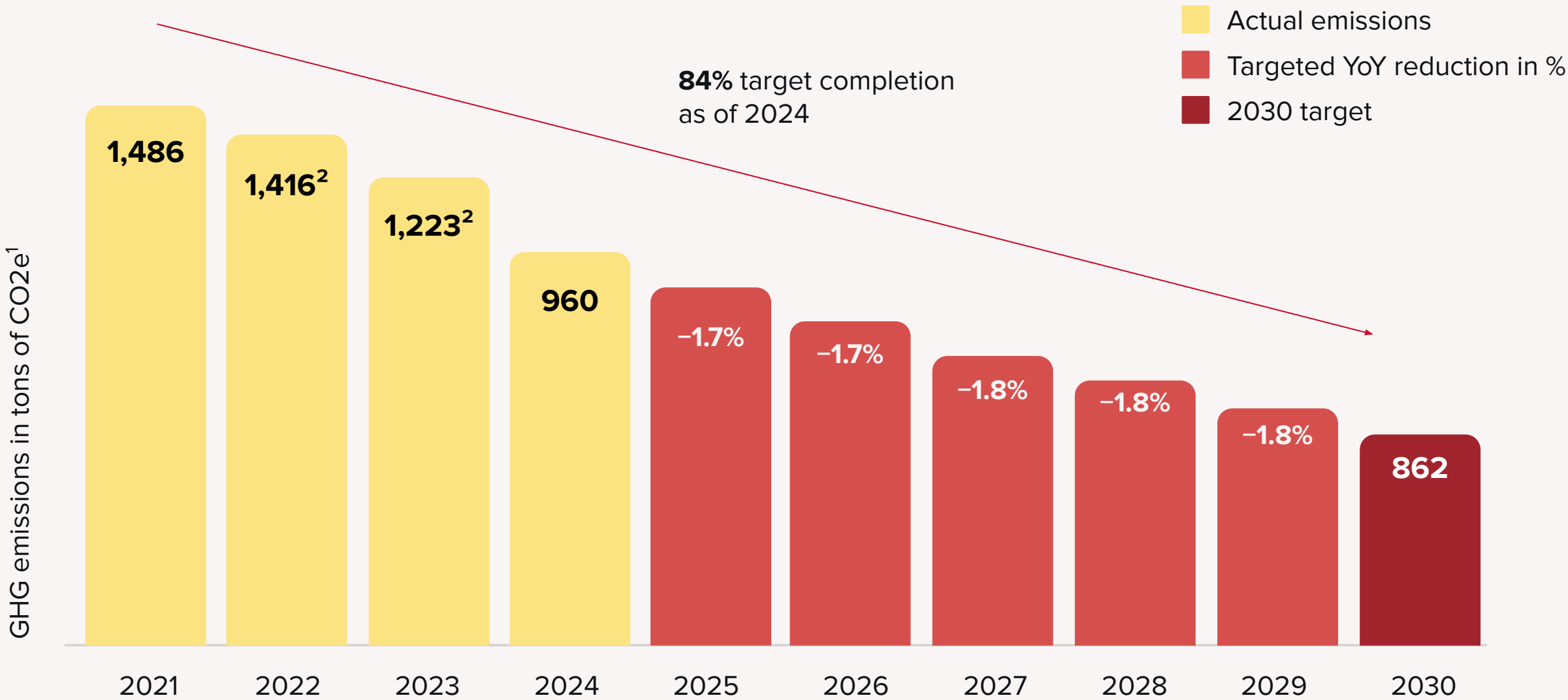
ON TRACK TO MEETING OUR SCOPE 2 GHG EMISSIONS REDUCTION TARGETS

FREENOW set **science-based near-term targets to reduce our Greenhouse Gas (GHG) emissions, validated by the Science Based Targets initiative (SBTi) in January 2024**. Our calculations follow the Greenhouse Gas (GHG) Protocol¹.

In 2024, we made significant progress, building on the strides made in 2023. A shift to a remote-first culture, triggered by Covid-19, reduced our need for physical office space. We also consolidated offices to improve efficiency and restructured our workforce. As a result, we’ve **achieved 84% of our Scope 2 reduction target**, keeping us on track with our goals. Moving forward, we will focus on energy efficiency and continue shifting to renewable energy providers in our offices.

SCOPE 2 - Indirect emissions from purchased energy (like electricity and heat)

Target 1: FREENOW commits to reducing absolute scope 2 GHG emissions **42% by 2030**, based on a 2021 baseline.



NOTES: ¹FREENOW has no Scope 1 emissions, as we are a platform business and don’t own any facilities or vehicles with direct emissions. For more information on Scope 1, 2, & 3, refer to the Glossary.

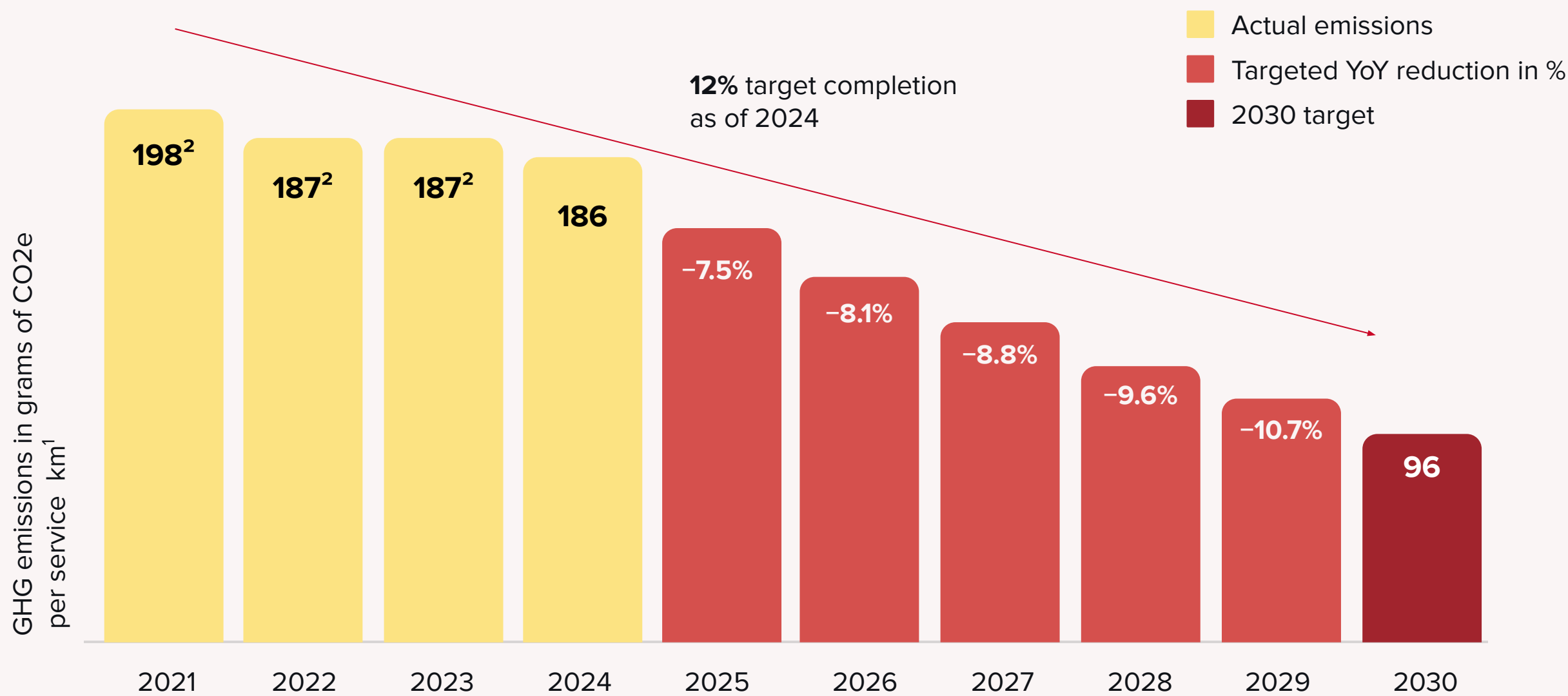
²The numbers reported in this year’s sustainability report differ from last year’s due to the availability of more updated data, allowing for more accurate calculations. More information is provided in the GHG inventory in the appendix.

TACKLING CHALLENGES TO MEET OUR SCOPE 3 GHG EMISSIONS REDUCTION TARGETS

With emissions from our marketplace (category 3.11: Use of sold products) making up 98% of our Scope 3 emissions, the electrification of vehicles operating on our platform is key to our decarbonisation strategy. **In 2024, we formed new partnerships and introduced Green fleet booking options to encourage greater use of electrified vehicles.** While we don't own the vehicles on our platform, we also rely on vehicle owners to make the transition supported by authorities, infrastructure and other industry agents to meet our 2030 targets. Further details on our efforts can be found in the following pages.

SCOPE 3 - Other indirect emissions across the value chain

Target 2: FREENOW commits to reducing scope 3 GHG emissions **52% per service km by 2030** from a 2021 baseline.



NOTES: ¹FREENOW has no Scope 1 emissions, as we are a platform business and don't own any facilities or vehicles with direct emissions. For more information on Scope 1, 2, & 3, refer to the Glossary.

²The numbers reported in this year's sustainability report differ from last year's due to the availability of more updated data, allowing for more accurate calculations. More information is provided in the GHG inventory in the appendix.

PROVIDING CLEANER MOBILITY OPTIONS FOR EUROPE

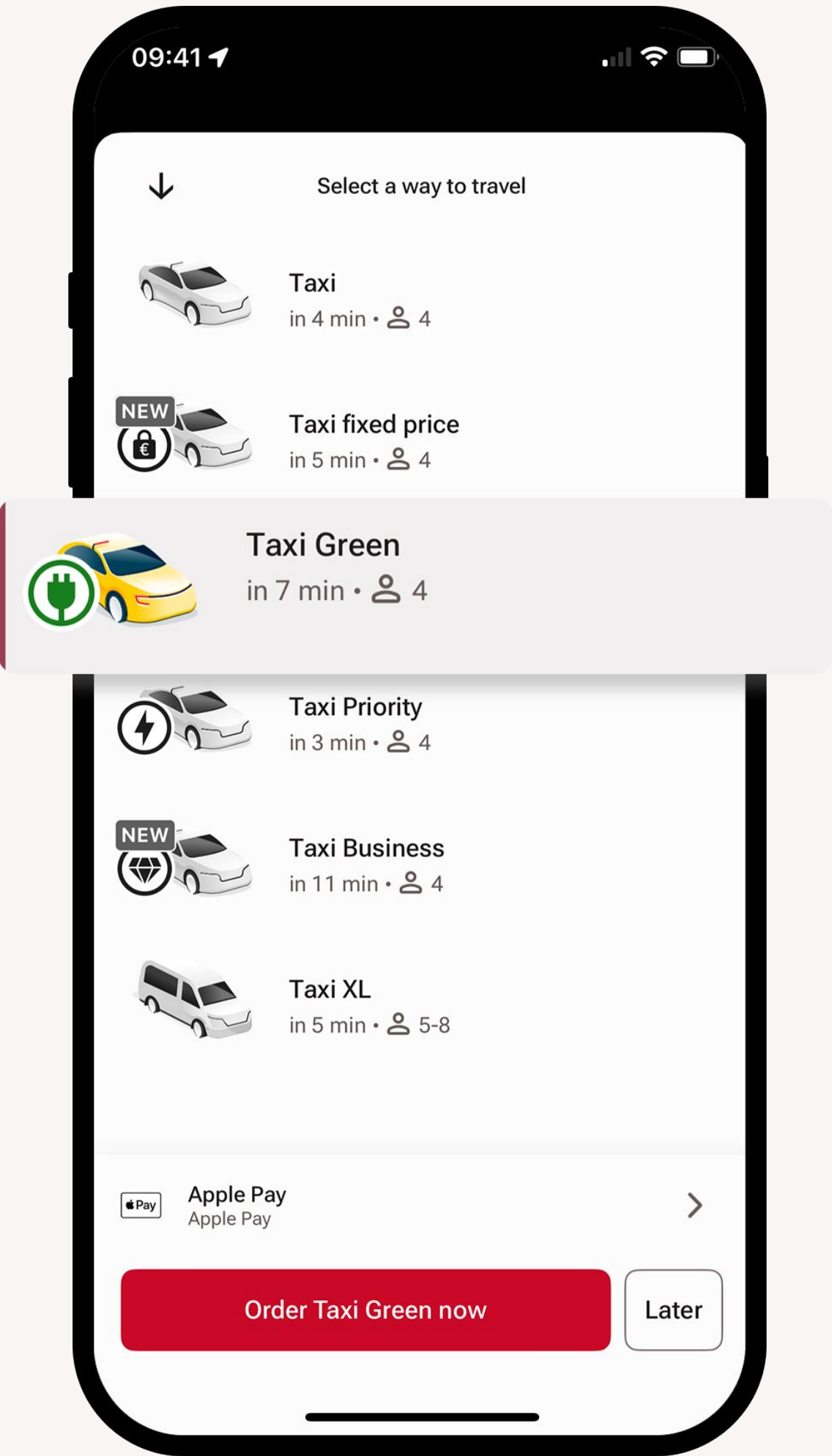
In 2024, FREENOW expanded the availability of electrified taxis and rides (PHVs), introducing specific booking options through the new **Green Taxi** and **Green Ride** features in the app.

We added a Green Taxi and Green Ride icon on the app home screen, making it **easier for passengers** to opt for a cleaner transportation option when booking their trips.

Depending on the maturity of electrified fleets in each city, passengers requesting a Green Taxi or Green Ride may be assigned either a partially electrified vehicle (e.g., hybrid or plug-in hybrid) or a fully electrified vehicle (e.g., battery electric).

In cities like Hamburg and Dublin, where the share of fully electrified vehicles is high enough to ensure reliable service, **only fully electrified vehicles** are dispatched.

This marks a significant step towards ensuring that all passengers in our operating cities have access to cleaner transportation options, at no extra cost.



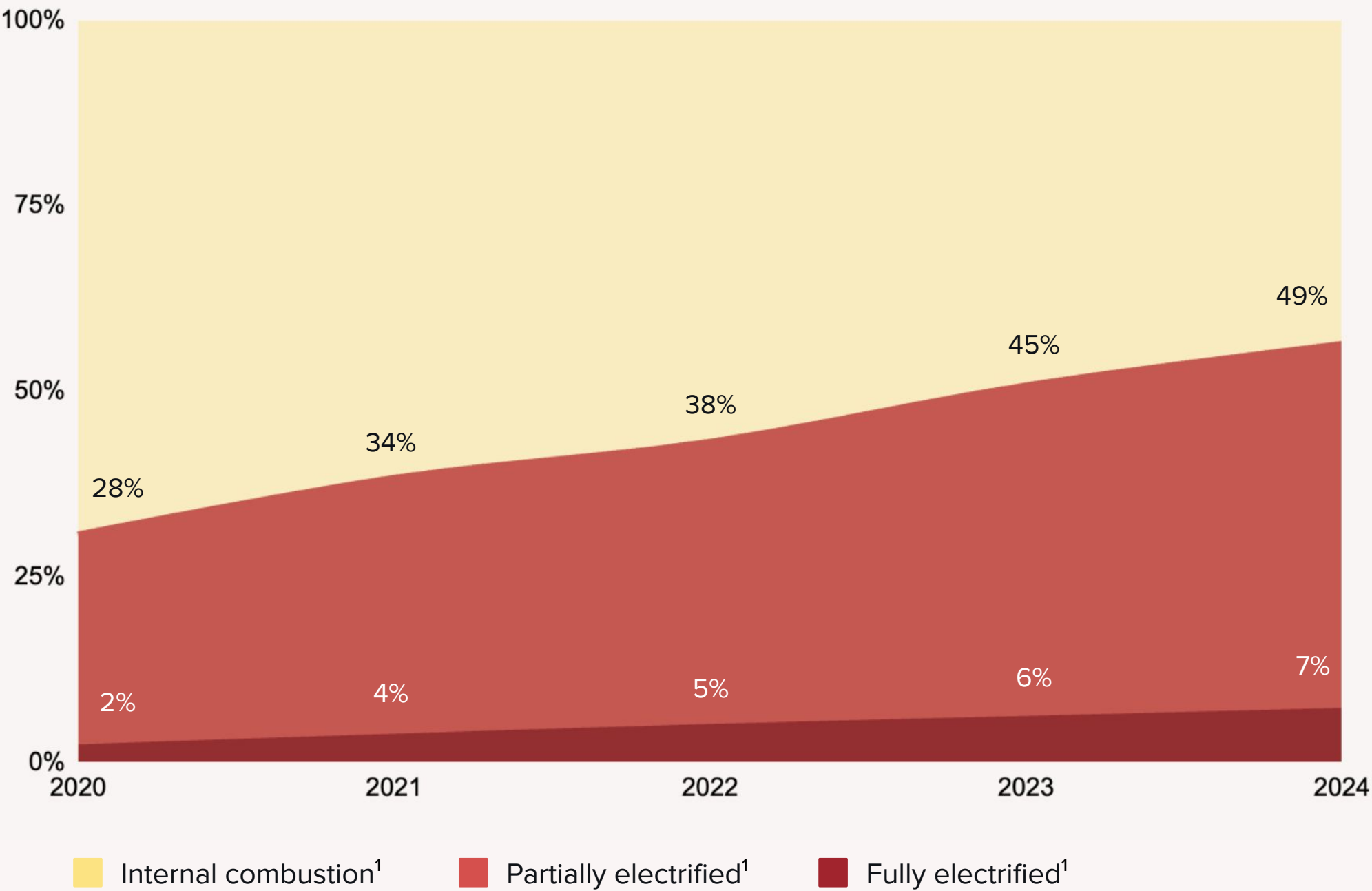
Share of electrified vehicles in FREENOW’s top 20 locations by fleet size ¹					
PARIS	83%	MADRID	69%	MEATH	53%
LONDON	78%	BERLIN	65%	WROCLAW	53%
VIENNA	70%	BARCELONA	62%	DUBLIN	51%
WARSAW	70%	KILDARE	57%	LUBLIN	50%
MILAN	70%	KRAKOW	55%	ROME	46%
				GDANSK	46%
				MUNICH	41%
				HAMBURG	40%
				FRANKFURT	28%
				ATHENS	6%

NOTES: ¹This table shows the 20 FREENOW locations with the highest number of active cars, ranked by the share of electrified vehicles. It doesn't reflect the locations with the most overall rides. Insights into the locations with the highest ride volumes and electrified vehicle share will follow in the market deep dives.

FREENOW'S ROLE IN ELECTRIFYING URBAN MOBILITY IN EUROPE

Decarbonisation journey: electrifying our platform

Share of taxis and PHVs by engine type on the FREENOW platform



NOTES: ¹For definitions of these terms, please refer to the glossary.
²This estimate is based on the difference in emissions between using fully electrified shared vehicles and the emissions that would have occurred if the same distance were covered by a private ICE car or ICE taxi/PHV.



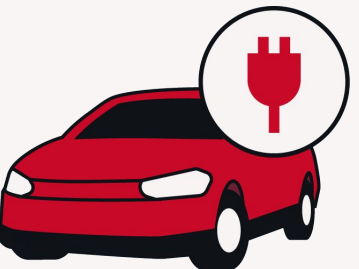
47%

of all rides in 2024 were taken with electrified taxis & PHVs




55%

of FREENOW for Business rides in 2024 were taken with electrified taxis & PHVs




64%

of new taxis & PHVs added to the app in 2024 were electrified vehicles, marking a 6.6pp YoY growth




24%

of FREENOW cities offer Green Taxi and/or Green Ride options, including all our key cities



74%

of shared vehicle rides (eScooters, eBikes, etc.) were completed with fully electrified vehicles



2,386

tonnes CO2e saved in 2024 through fully electrified shared vehicles in the app²

BOOSTING MORE SUSTAINABLE TAXI OPTIONS IN GERMANY

In Germany, FREENOW **supports sustainable mobility through partnerships** with taxi companies, **offering incentives and subsidies** via our partners.

In 2024, our collaboration with NIO, a global leader in electric vehicles, helped operators in cities like Hamburg, Berlin, Frankfurt and Munich expand their electric booking options.

Over 70 drivers have switched to partially or fully electrified vehicles via the FREENOW platform.

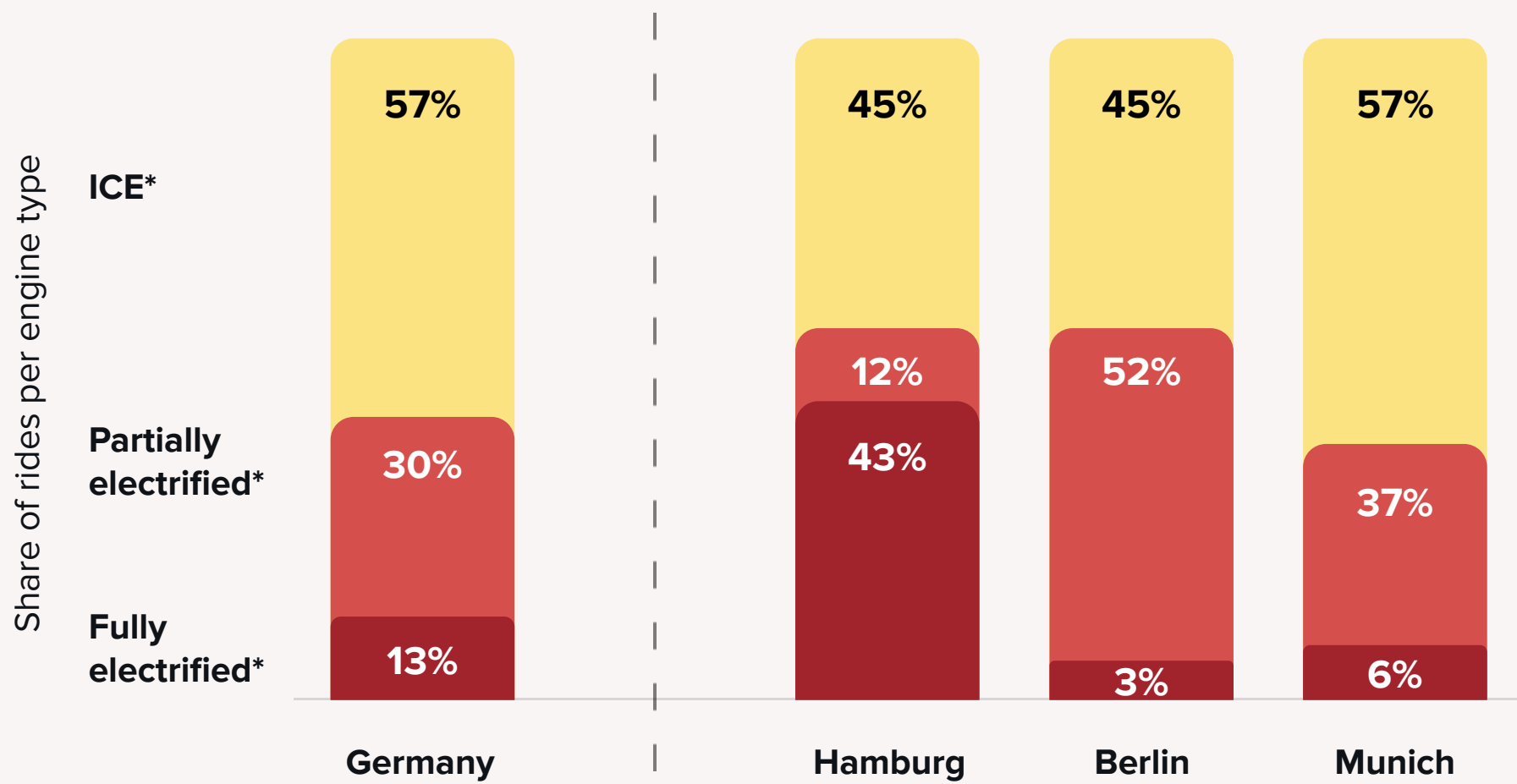


BOOSTING MORE SUSTAINABLE TAXI OPTIONS IN GERMANY CONT.

Hamburg leads the way, with **over 600 fully electric taxis out of 3,000 in the city—85% of which are available through FREENOW**. As of 2024, 25% of the active vehicles on the FREENOW platform in Hamburg are fully electrified, and these vehicles account for **43% of all rides**.

This incredible number shows that **passengers are actively choosing green taxis over others**, with these vehicles far outperforming the rest of the fleet. With a 10pp increase from 2023, this momentum toward cleaner mobility is especially meaningful as Hamburg is both our hometown and headquarters.

Electrification status of FREENOW rides in 2024



* Refer to the glossary for the definition of those terms



The FREENOW partnership with NIO has been a transformative step for us here in Hamburg. Their state-of-the-art EV fleet has elevated the quality of our operations, allowing us to offer passengers a superior experience while setting a new milestone in the city’s transition to electric mobility. Sustainability and a future-focused approach are at the core of what we do, and this collaboration reflects our commitment to making Hamburg a leader in clean, reliable, and forward-thinking transportation.

Fezan Rana
CEO, TAXI RANA HAMBURG

ACCELERATING TAXI ELECTRIFICATION IN IRELAND

Ireland leads FREENOW's markets in fully electrified rides in 2024. This success is driven by a supportive regulatory environment, including the National Transport Authority's (NTA) new Sustainability Strategy, and FREENOW's commitment to expanding the amount of fully electrified vehicles on our platform.

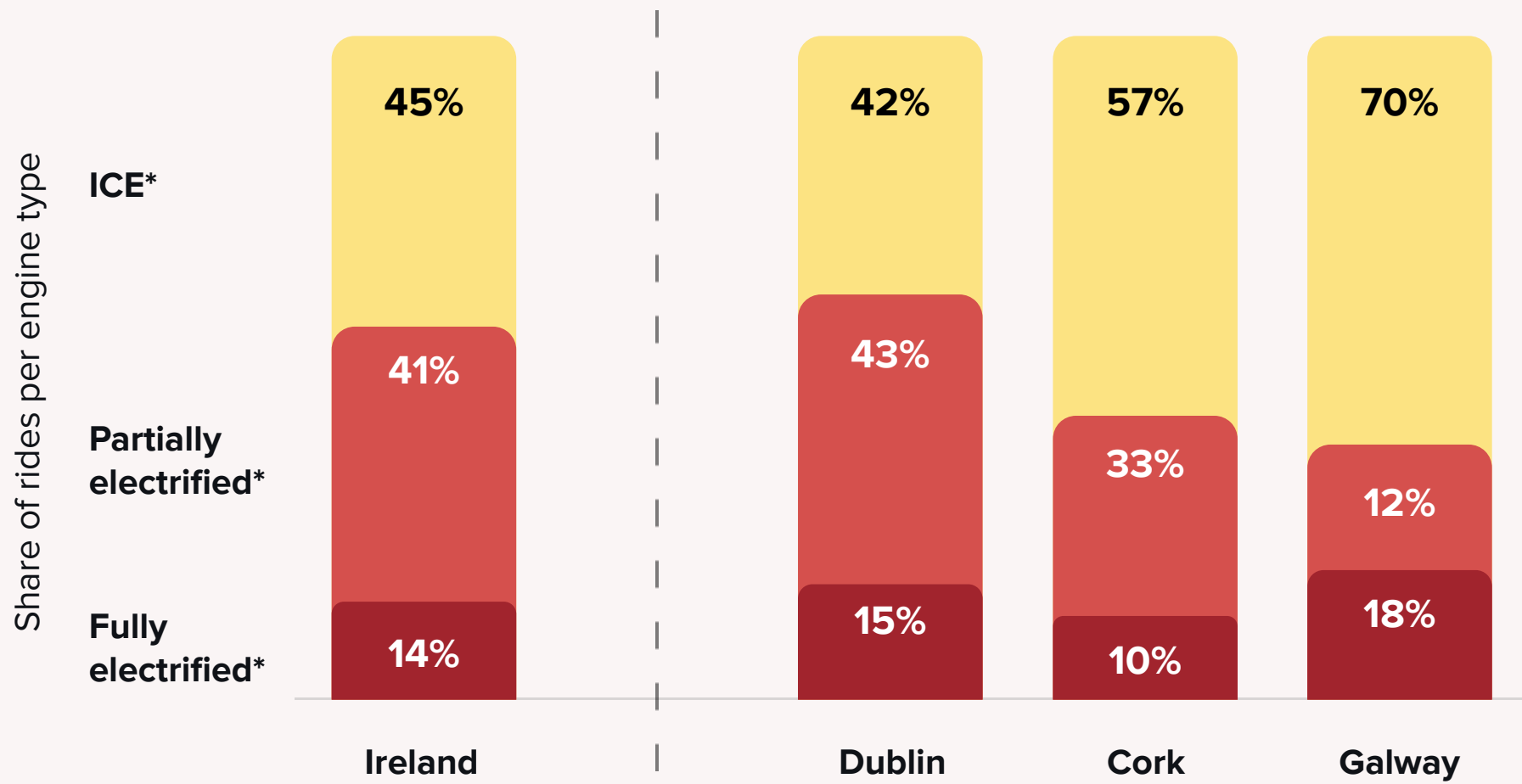
A key initiative is our exclusive incentive with Tesla, offering Irish FREENOW driver partners up to €5,400 off the price of a Tesla. **In just the last quarter of 2024, 50 drivers made the switch.** Combined with the Electric Small Public Service Vehicle (eSPSV) Grant Scheme, drivers can save up to €26,590 when transitioning to an all-electric taxi.



ACCELERATING TAXI ELECTRIFICATION IN IRELAND CONT.

Passenger demand for sustainable transport is also rising. In Dublin, while 13% of our active vehicles are fully electrified, they accounted for 15% of all rides, **reflecting the growing preference for green options among passengers.**

Electrification status of FREENOW rides in 2024



* Refer to the glossary for the definition of those terms



I never thought I'd be driving an electric taxi. However, this partnership made it possible, and it has improved my life. I now drive a taxi that is better for the environment, passengers love it, and, more importantly, it's better for my bottom line... it's a win-win.

Padraig O'Reilly
FREENOW EV DRIVER PARTNER

SUPPORTING UK ELECTRIC TAXIS WITH AFFORDABLE CHARGING

Since January 2024, FREENOW has partnered with **bp pulse** to offer UK drivers up to **25% off pay-as-you-go rates** across the **bp pulse** network, including fast, rapid and ultra-fast chargers.

From September 2024, FREENOW also teamed up with **OVO**, providing further perks for electric vehicle drivers, such as **charging at home for just 7p per kWh, exclusive public charging discounts**, and the **ability to earn 2,800 free miles by signing up for OVO's Charge Anytime**. This partnership also provides access to discounted EV chargers and deals on solar panel installations.

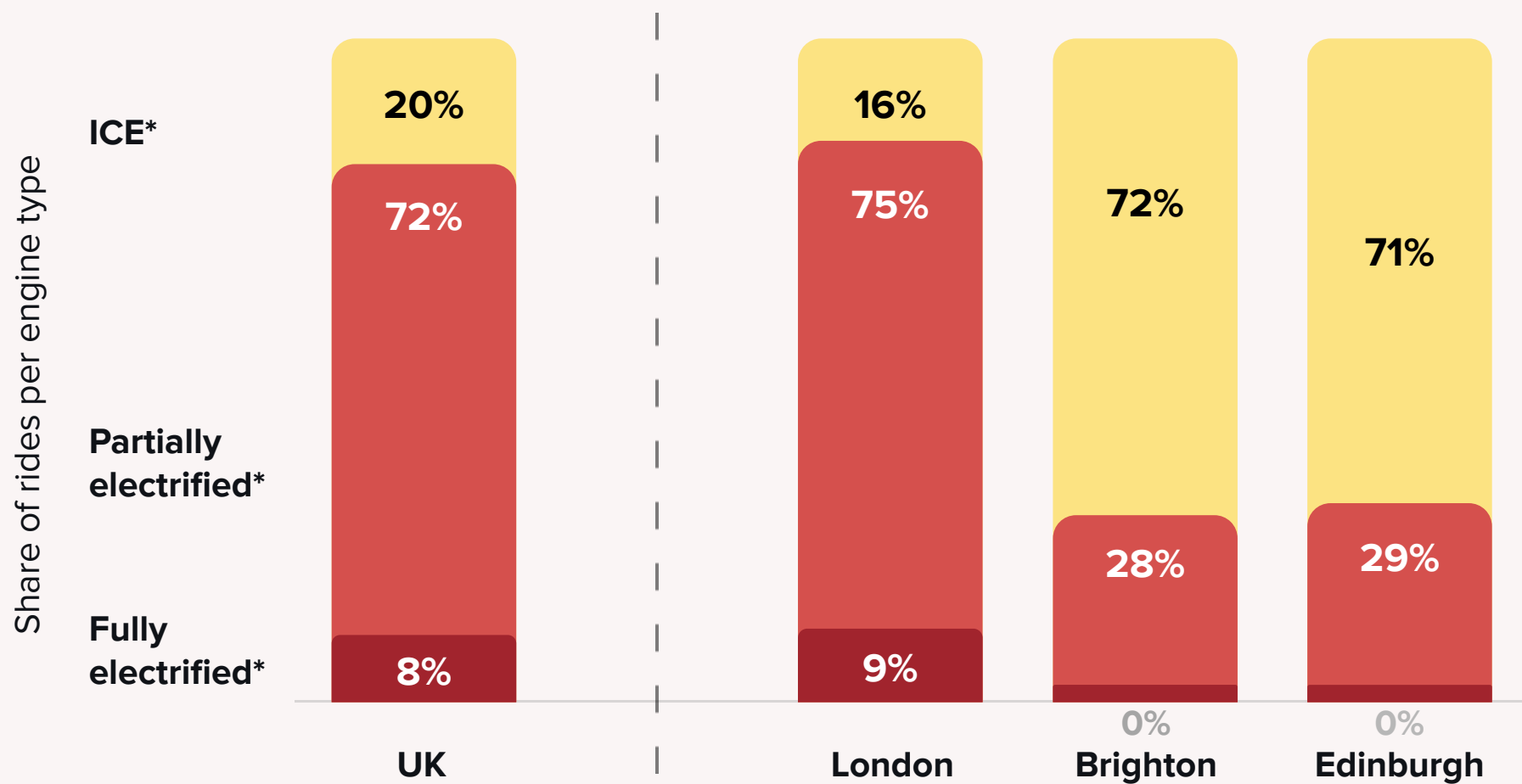


SUPPORTING UK ELECTRIC TAXIS WITH AFFORDABLE CHARGING CONT.

Over **230 FREENOW drivers** have already benefited from these charging programs, helping to address one of the key challenges drivers face in transitioning to electrified vehicles—charging infrastructure.

In Brighton and Edinburgh, where we only operate taxis, the share of fully electrified vehicles remains low due to limited availability of all-electric models. However, partially electrified vehicles are mainly range-extended electric vehicles (REEVs), which produce significantly lower emissions than standard hybrids.

Electrification status of FREENOW rides in 2024



* Refer to the glossary for the definition of those terms



This electric black cab is a game-changer. It's quiet and great to drive. Most days, I can drive around the city all day without having to recharge it, which makes my life easier. Plus, the passengers love it—they appreciate the eco-friendly aspect and the smooth ride while looking at the city skylight.

John H.
FREENOW EV BLACK CAB DRIVER

LAUNCHING ZAP TAXI CLUB IN GREECE: ATHENS' FIRST ELECTRIC TAXI INITIATIVE

In June 2024, FREENOW partnered with **Sirec Energy** and **Ethniki Leasing** to launch the **ZAP Taxi Club**—Athens' first program supporting the transition to electric taxis. With only 0.7% of Athens' taxis being fully electric, this groundbreaking initiative supports taxi drivers in Greece as they transition to electrification and promotes decarbonisation in the sector.

Taxi owners can trade in their old vehicles for all-electric taxis with financing options that offer zero maintenance costs, insurance, and **savings of up to 30% on operating expenses**. Participants also gain access to a **24/7 fast-charging network**, a **state subsidy** and **increased revenue opportunities**.



LAUNCHING ZAP TAXI CLUB IN GREECE: ATHENS' FIRST ELECTRIC TAXI INITIATIVE CONT.

As members of the ZAP Taxi Club, drivers join **FREENOW's Green Taxi booking option, benefiting from priority rides and access to our loyalty program.** This initiative is a crucial step in Greece's shift toward sustainable, efficient urban mobility.

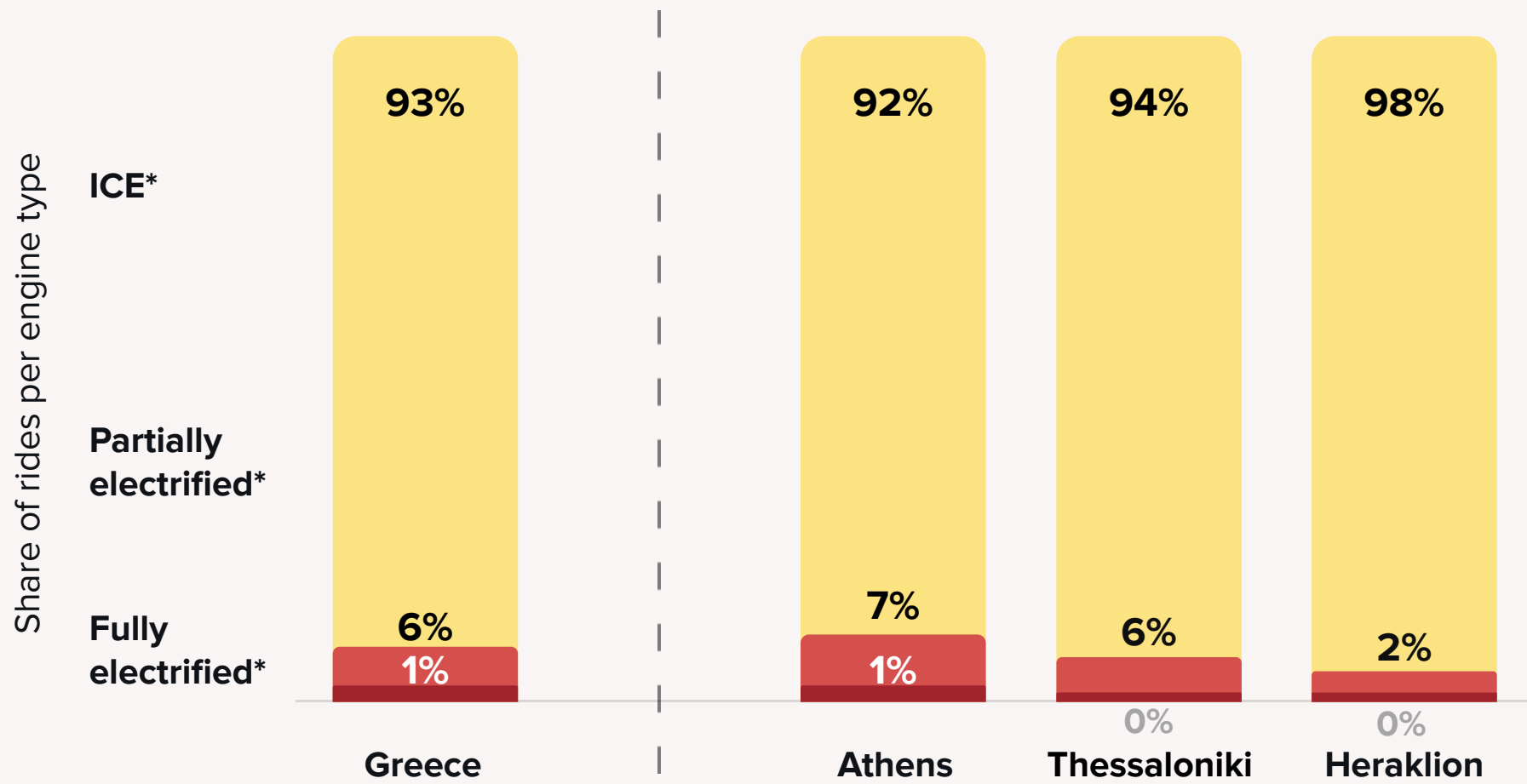
The current low share of both fully and partially electrified vehicles highlights the need for change. The ZAP Taxi Club is dedicated to driving this transformation, paving the way for a cleaner, more sustainable future in urban mobility.



Teaming up with FREENOW was a natural choice for ZAP Taxi Club as we champion the shift to electric taxis. FREENOW's innovative approach and commitment to sustainability perfectly align with our vision for the future of transport. Their platform empowers drivers with advanced tools, boosts passenger confidence through eco-friendly solutions, and helps us create a greener, smarter taxi network.

Leonidas Vergos,
INVESTMENT DIRECTOR-PARTNER,
SIREC ENERGY S.A.

Electrification status of FREENOW rides in 2024



* Refer to the glossary for the definition of those terms

ADVANCING ELECTRIFICATION ACROSS EUROPE: OVERCOMING BARRIERS AND DRIVING CHANGE

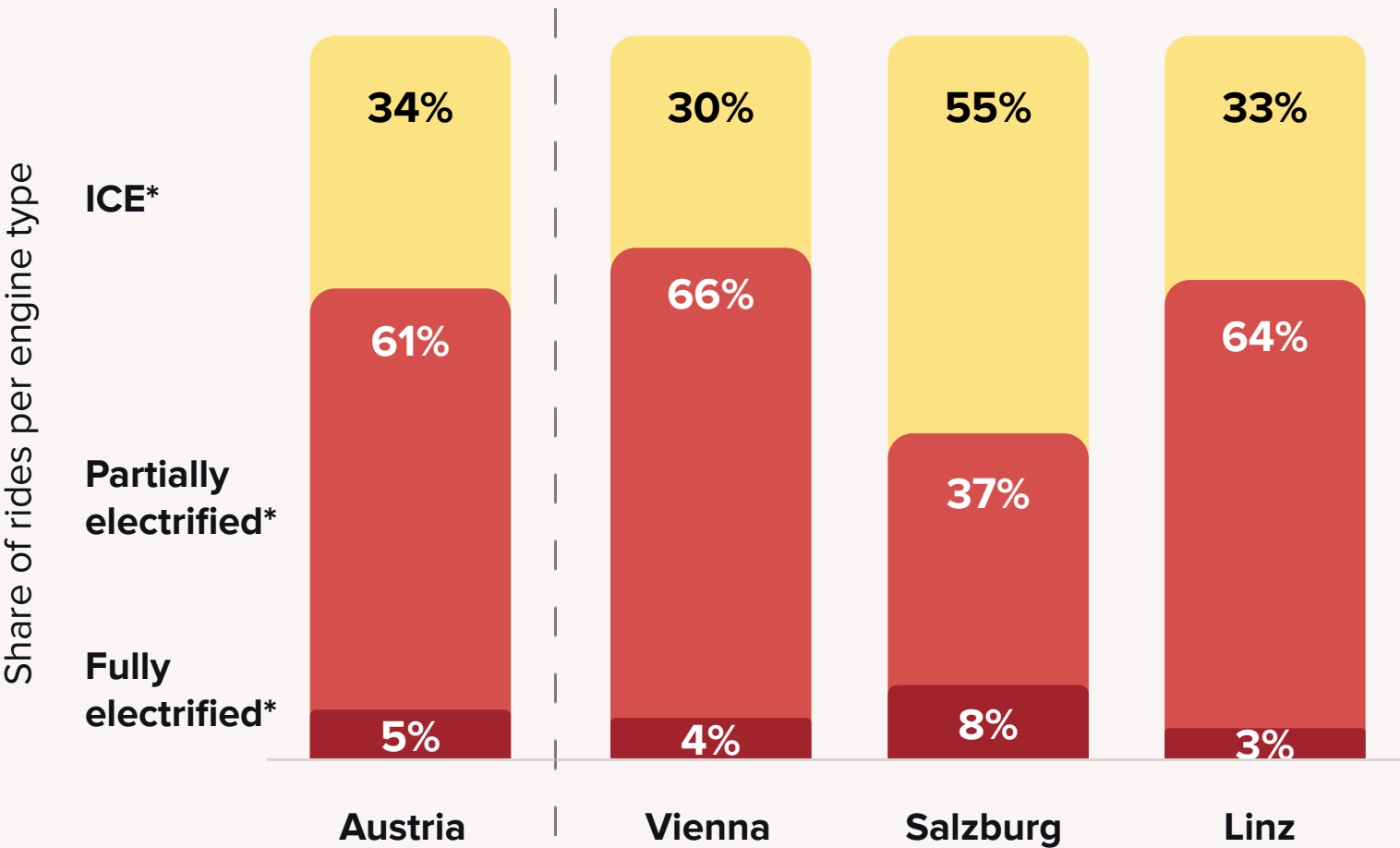
Across **Poland, France, Austria, Spain** and **Italy**, the vehicles on our platform already lead the way with a high share of partially electrified vehicles (such as hybrids and plug-in hybrids), marking a strong shift toward sustainable mobility.

However, full electrification remains a challenge, with many markets still facing barriers like **high costs, limited charging infrastructure** and **lack of incentives**. To accelerate the transition, stronger government support is crucial—through **subsidies, tax benefits** and **infrastructure expansion**.

At FREENOW, we are committed to driving this change, working with policymakers and partners to build a cleaner, more sustainable future for urban mobility.

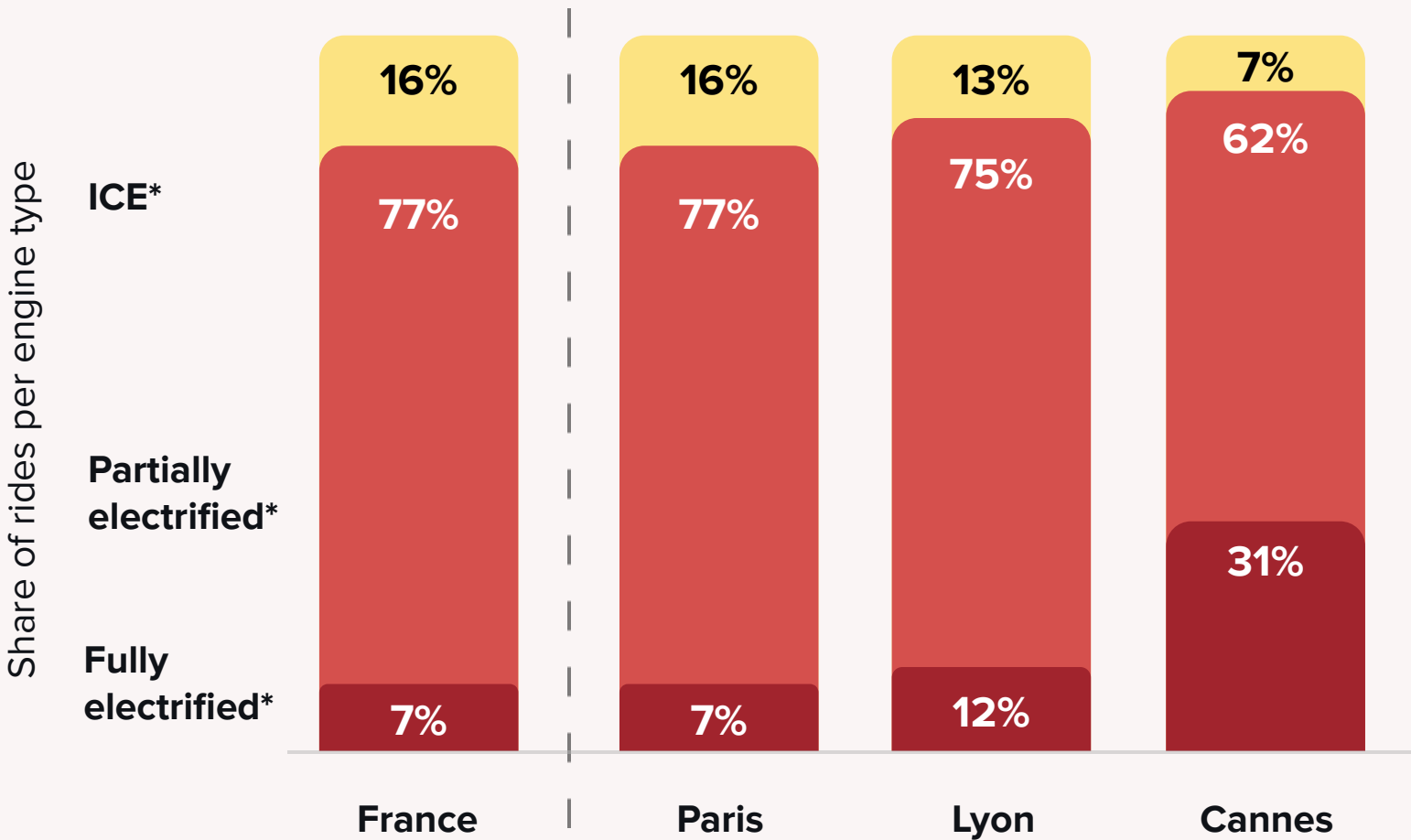
AUSTRIA

Electrification status of FREENOW rides in 2024



FRANCE

Electrification status of FREENOW rides in 2024



* Refer to the glossary for the definition of those terms

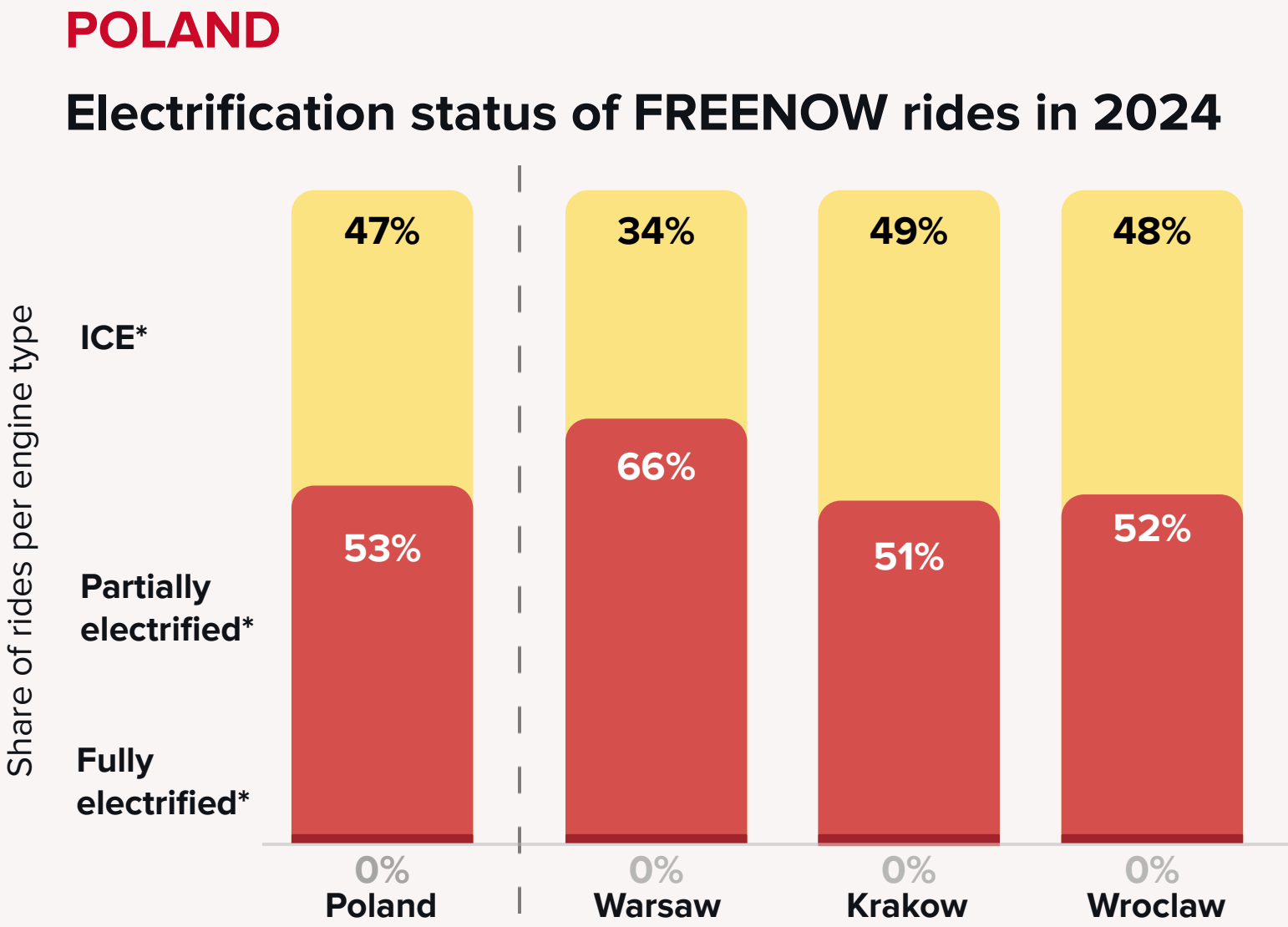
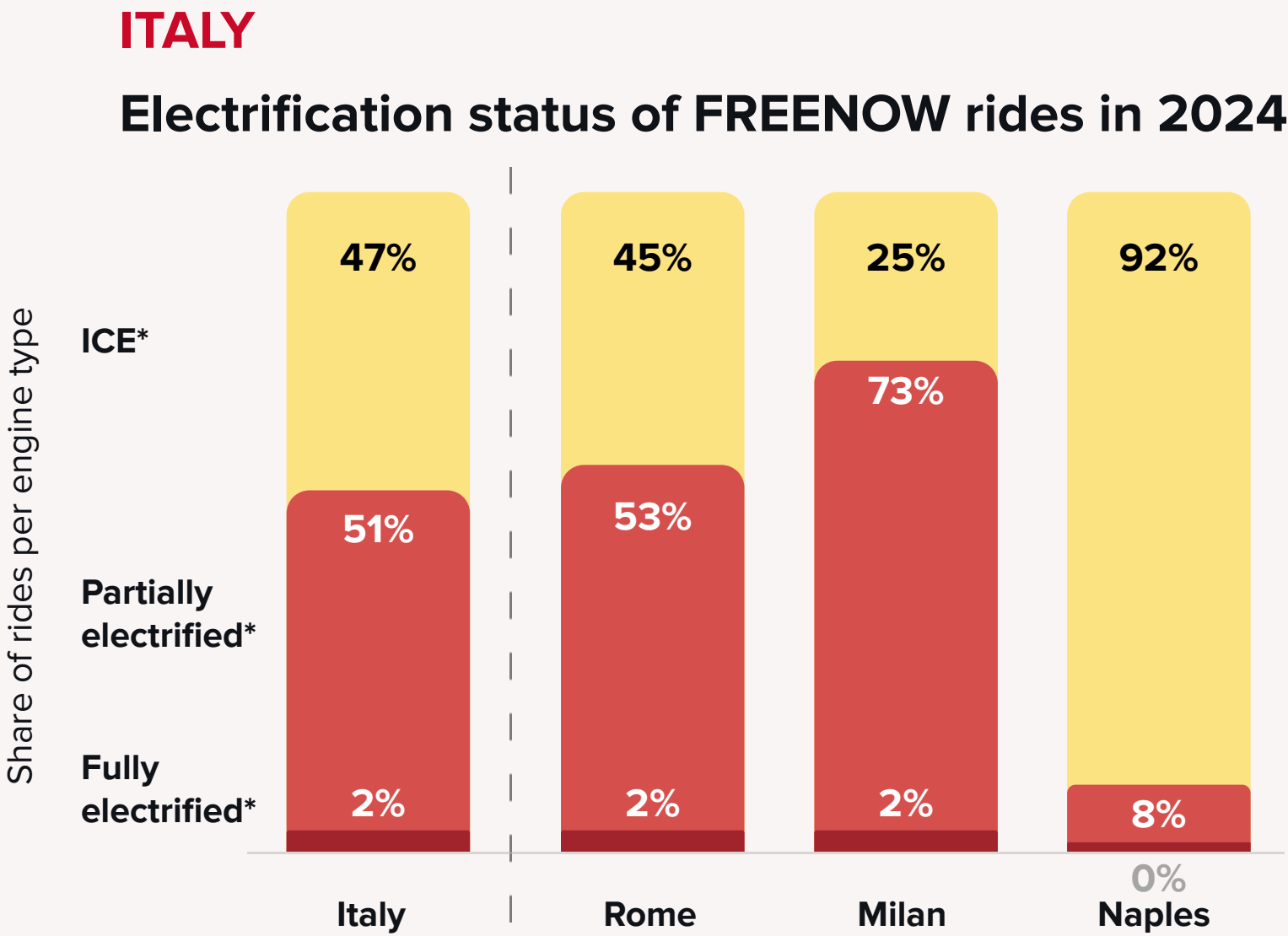


ADVANCING ELECTRIFICATION ACROSS EUROPE: OVERCOMING BARRIERS AND DRIVING CHANGE CONT.

In **Italy**, the government introduced the **EcoBonus initiative** in 2024 to accelerate all-electric and partially electrified vehicle adoption through financial incentives. FREENOW has complemented this with exclusive benefits for drivers, including reduced commissions and discounts on home chargers.

Although the share of fully electrified vehicles in **Poland** remains limited, with only around 100 all-electric taxis, partially electrified vehicles have become a popular choice among taxi fleet operators. This is evident on the FREENOW platform, where partially electrified vehicles dominate in Poland’s largest cities.

As a result, the fleets operating on the FREENOW platform are significantly more modern than the average private car on the road. The average age of hybrids on our platform is under 9 years, compared to the 16-year average for privately owned vehicles.



* Refer to the glossary for the definition of those terms

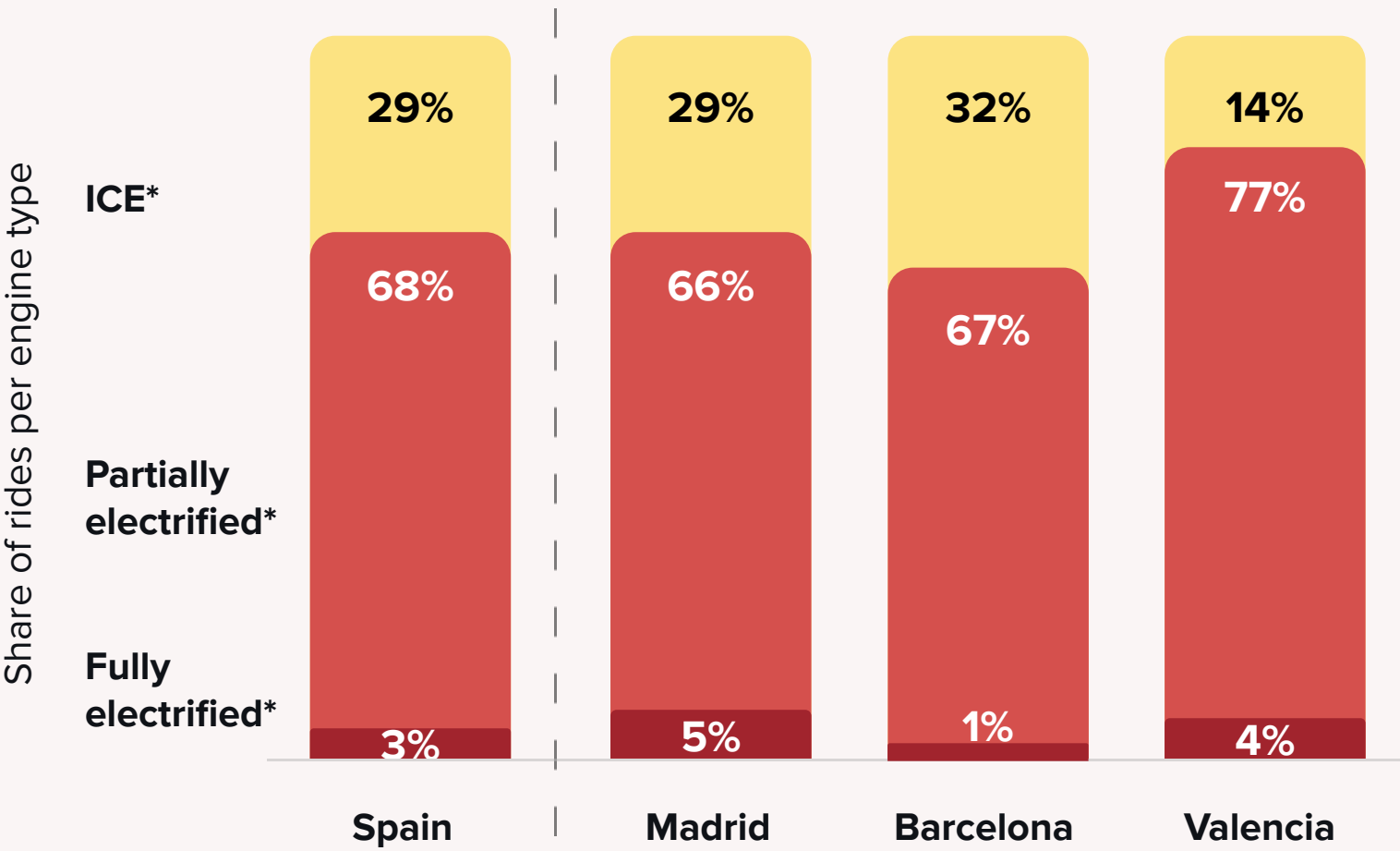
GROWING ELECTRIC VEHICLE NUMBERS IN SPAIN: LIMITING NEW DIESEL AND PETROL CARS

Since 2021, FREENOW has implemented an internal policy in **Madrid and Barcelona**, excluding new drivers with diesel or petrol cars. As a result, the share of rides with internal combustion engine (ICE) vehicles has decreased by 9 percentage points in Madrid and 7 in Barcelona from 2023 to 2024.

Beyond ride-hailing, we’re also **expanding our fully electrified shared vehicle options**. A key development in 2024 was our partnership with Voltio, a 100% electric car-sharing provider in Madrid. This collaboration added **over 500 all-electric shared cars** to the FREENOW platform, which have already facilitated **more than 4,300 rides** since the integration in October 2024.

SPAIN

Electrification status of FREENOW rides in 2024



* Refer to the glossary for the definition of those terms



EMPOWERING BUSINESSES THROUGH SUSTAINABLE TRAVEL

FREENOW for Business provides a seamless, multi-mobility platform that supports over **15,000 companies** across **150+ cities** in Europe. We don't just get employees from A to B—we help them do so more sustainably.

We're proud to supporting business travellers with more environmentally friendly transport. Our Green fleet booking options make it easy for businesses to meet sustainability targets. In 2024, **electrified vehicles accounted for 55%** of all business taxi and PHV rides, up 3.4 percentage points from 2023—exceeding the platform-wide average of 47%. **Business travellers are increasingly opting for greener choices.**



For corporate clients, choosing a partially or fully electrified taxi fleet isn't just about ethics—it's about ensuring compliance, reducing costs and staying competitive. The real question is no longer whether green taxi journeys are a selling point, but when businesses will make them the standard.

Perry Richardson

TaxiPoint Taxi News, UK

HELPING BUSINESSES TRACK AND REDUCE GHG EMISSIONS

FREENOW for Business supports our clients by now **offering a custom GHG emission dashboard**, providing an overview of emissions from company transportation.

The report includes total emissions, average emissions per ride, and a breakdown of rides by engine type, helping businesses identify opportunities to reduce their footprint. This **empowers clients to make informed decisions** and **meet sustainability goals effectively**.



Data above is fictitious and purely for illustrative purposes.

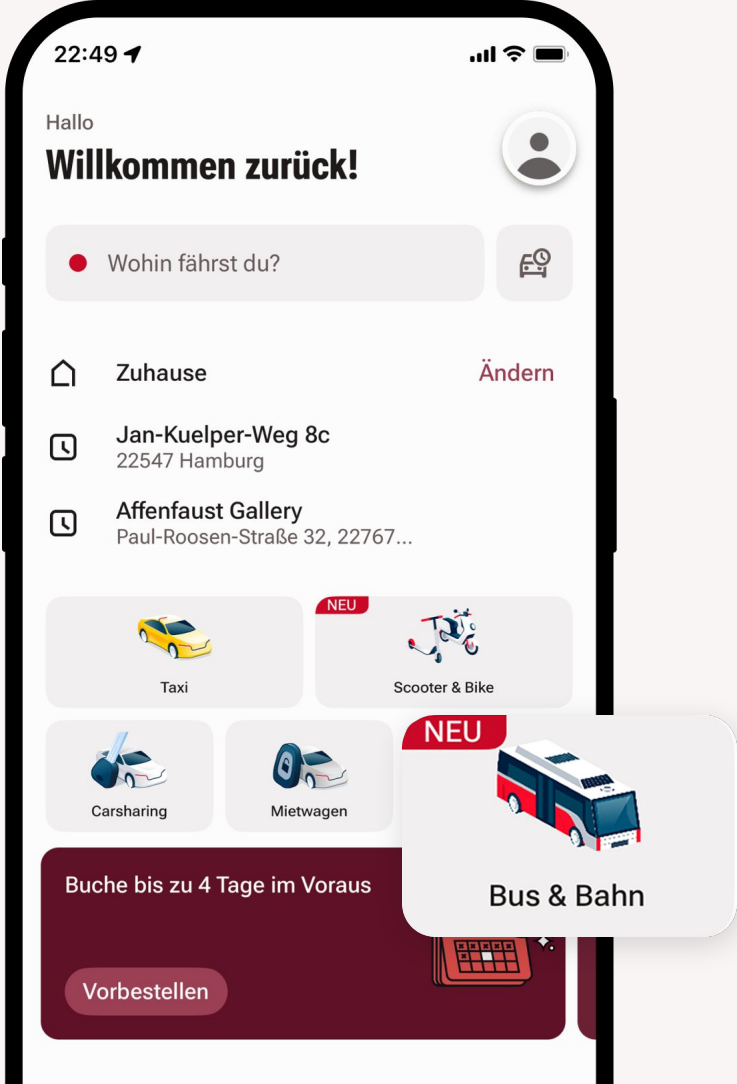
FOSTERING MOBILITY PARTNERSHIPS WITH CITIES AND POLICYMAKERS

1. PUBLIC TRANSPORT IN FREENOW

FREENOW integrates public transport tickets directly in the app, giving users easy access to trains, buses, metros and trams. In Germany, we are offering the Deutschland Ticket, giving users access to all public transport in the country.

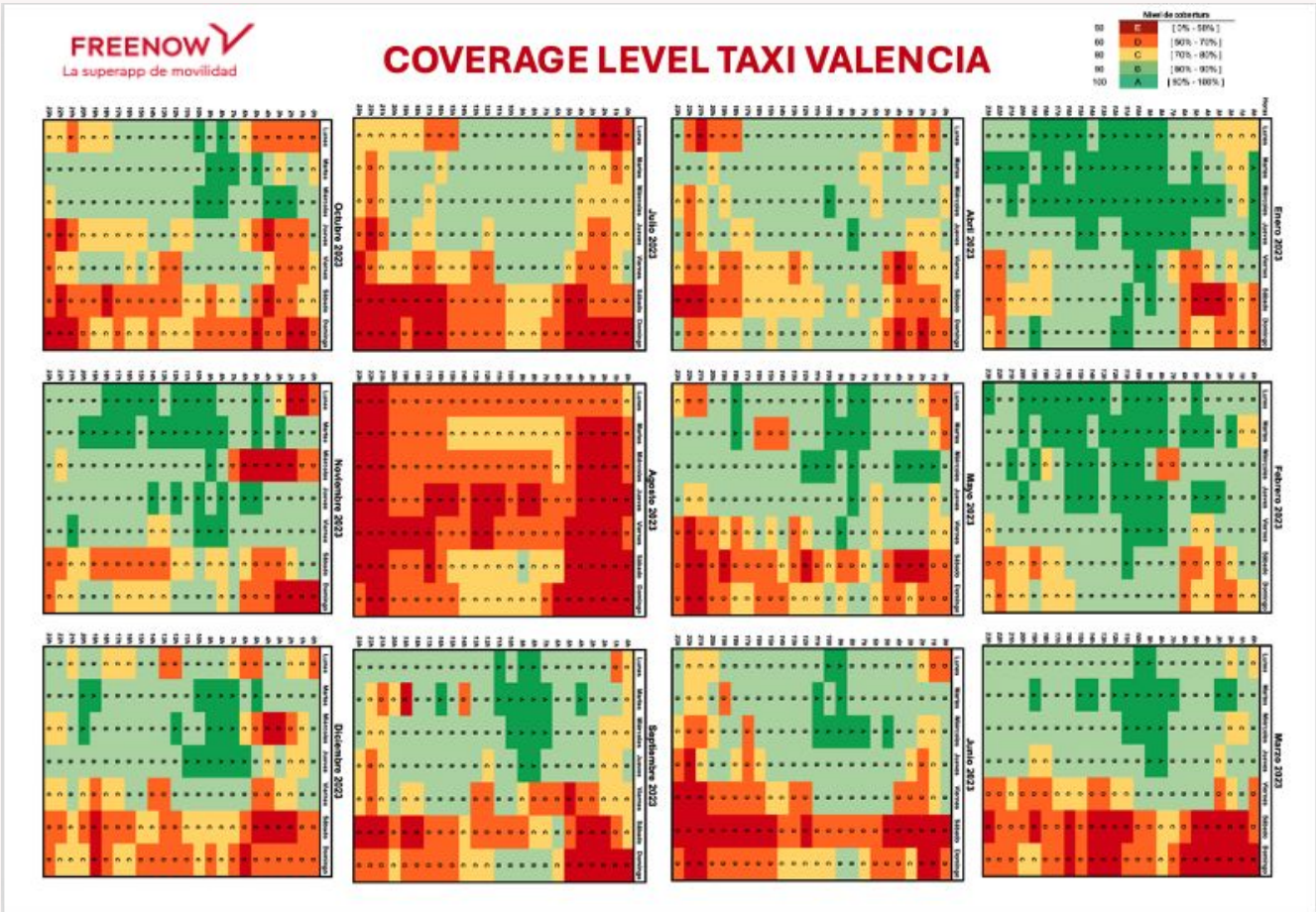
+156% YOY

increase in tickets sold
(2024 vs 2023)



2. DATA SHARING WITH CITIES

We collaborate with cities, sharing data on traffic flow, peak times, and transport demand to inform infrastructure improvements. Our heat map helps identify areas needing more frequent public transport or additional taxi lanes.

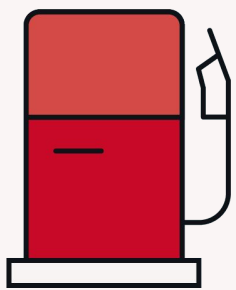


3. INTEGRATING WITH PUBLIC MAAS

FREENOW collaborates with public MaaS platforms to enhance urban mobility. In 2024, we launched a pilot with the Transport Consortium of Madrid, integrating our taxi services into their platform to improve mobility for users in the Spanish capital.

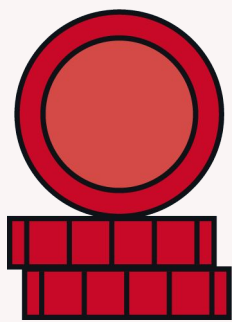


SHARING RESPONSIBILITY: OUR CALL TO CITIES AND AUTHORITIES



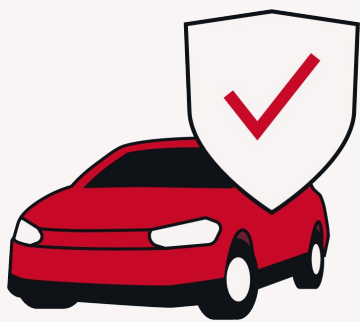
1. ESTABLISH ROBUST CHARGING INFRASTRUCTURE

While the EU has made progress, more fast-charging points are needed, especially in urban areas where professional drivers cover higher mileages and often can't charge at home.



2. INCREASE INCENTIVES FOR FULLY ELECTRIFIED VEHICLES

Reliable financial support, including subsidies and tax breaks, is essential to make the transition to electric taxis more feasible for drivers. Incentives for users to choose clean transport are also crucial.



3. ENSURE SIMULTANEOUS SUPPORT FOR TAXI DRIVERS

If mandatory electrification policies are introduced, it's crucial that support for taxi drivers comes alongside them—especially self-employed drivers and small fleet owners. Without this, governments risk driver's livelihoods.

THE VOICE OF MOBILITY EXPERTS



Electric taxis are an important part of the future of urban mobility, but many independent drivers face challenges in making the transition. Charging infrastructure in cities is falling short of demand. Dedicated fast-charging stations for taxis are lacking, and drivers in collective housing have no viable home-charging options, making overnight charging impossible.

Beyond infrastructure, financial barriers create additional hurdles. Support for operating electric taxis remains inadequate, leaving drivers to shoulder high upfront costs. Fast charging, essential for taxis covering long daily distances, is still significantly more expensive than conventional refuelling, further straining drivers' earnings.

Progress varies widely between cities and countries. While some have introduced targeted support and charging infrastructure, others lag behind, leaving drivers with no practical path to electrification. If policymakers are serious about making electric taxis a viable option, they must act now—expanding fast-charging networks tailored to professional drivers, ensuring fair energy pricing and introducing financial incentives that reflect the realities of the taxi industry.



Raluca Marian,
IRU EU Director and General Delegate Permanent
Delegation to the European Union



Taxis play a key part in an integrated urban transport ecosystem, complementing public and active transport. Electrification can further enhance convenience and travel efficiency while also improving urban air quality.

In countries like Poland, where older vehicles dominate, partially electrified taxis can spearhead broader all-electric vehicle adoption by demonstrating their potential and supporting infrastructure development.

Accelerating this transition requires multi-faceted support. Governments and cities can contribute through infrastructure development, transport integration, regulatory support, and public awareness, while fleet operators and platforms like FREENOW can leverage their experience, scale, and partnerships (as demonstrated in Ireland and the UK) to facilitate and promote electric taxi adoption.



Jakub Muscat
UCL Doctoral Researcher
and CEO of Mobile City association

GLOSSARY

TERM	DEFINITION
All-electric / fully electrified vehicles	All-electric (or fully electrified) vehicles are powered solely by electricity, using an electric motor for propulsion without an internal combustion engine or direct tank-to-wheel emissions. They include battery electric vehicles (BEVs), which store energy in a battery, and fuel cell electric vehicles (FCEVs), which generate electricity onboard using hydrogen fuel cells.
Double Materiality Assessment	A process required under the EU Corporate Sustainability Reporting Directive (CSRD) to identify sustainability topics that are material (relevant) from both a financial and impact perspective. It assesses how sustainability issues affect a company’s finances and how the company impacts the environment and society. The results shape the company’s sustainability strategy and reporting framework.
Electrified/electric vehicles (EV)	Includes all vehicles that are either fully electrified or partially electrified.
GHG	Greenhouse gases.
ICE (Internal combustion engine vehicles)	Refers to non-electrified vehicles such as gas or diesel/petrol vehicles.
Partially electrified vehicles	Partially electrified vehicles, including hybrids, plug-in hybrids (PHEVs), and range-extended electric vehicles (REEVs), combine an internal combustion engine with an electric motor. They can run on electric power for short distances but still rely on fuel, offering lower emissions than traditional petrol or diesel vehicles.
PHV	Private Hire Vehicle. A type of hired car booked in advance in the app. In some countries we call them Ride.
SBTi	Science Based Targets initiative. A collaborative effort between CDP (formerly the Carbon Disclosure Project), the United Nations Global Compact (UNGC), World Resources Institute (WRI), and the World Wide Fund for Nature (WWF) to set ambitious emissions reduction targets in line with climate science.
Shared vehicles	All shared vehicles including shared cars, eBikes, eMopeds, eScooters, etc. and excluding taxis and PHVs.
Scope 1, 2 & 3	The term scopes is used in the Greenhouse Gas (GHG) Protocol to categorise emissions based on their source and the level of control a company has over them. Scope 1 emissions are direct emissions from sources owned or controlled by a company, such as fuel combustion in company vehicles or facilities. Scope 2 emissions are indirect GHG emissions from purchased electricity, steam, heating, and cooling consumed by the company, while Scope 3 emissions include all other indirect emissions across the value chain, both upstream (e.g., purchased goods, business travel) and downstream (e.g., product use, end-of-life disposal).
YoY	Year over year.

GHG EMISSIONS INVENTORY

Emissions Scope	Category	Consolidation scope	Percentage of baseline year emissions covered in SBTi Target	2021 (Baseline year) in tCO2e ¹	2022 in tCO2e	2023 in tCO2e	2024 in tCO2e
Scope 1 & 2	Scope 1	N/A	N/A	N/A	N/A	N/A	N/A
	Scope 2 location based	Global	100%	1,486	1,416	1,223	960
	Scope 2 market based	N/A	N/A	N/A	N/A	N/A	N/A
Scope 3	1. Purchased goods and services	Global	98% ²	2	0	1	0
	2. Capital goods	N/A	N/A	N/A	N/A	N/A	N/A
	3. Fuel- and energy-related activities	Global	100%	363	363	303	241
	4. Upstream transportation and distribution	N/A	N/A	N/A	N/A	N/A	N/A
	5. Waste generated in operations	N/A	N/A	N/A	N/A	N/A	N/A
	6. Business travel	Global	100%	409	1,318	501	477
	7. Employee commuting	Global	100%	1,091	1,015	862	541
	8. Upstream leased assets	Global	100%	811	834	784	581
	9. Downstream transportation and distributio	N/A	N/A	N/A	N/A	N/A	N/A
	10. Processing of sold products	N/A	N/A	N/A	N/A	N/A	N/A
	11. Use of sold products ³	Global	100%	81,062	118,656	116,794	91,792
	12. End-of-life treatment of sold products	N/A	N/A	N/A	N/A	N/A	N/A
	13. Downstream leased assets	N/A	N/A	0	0	0	0
	14. Franchises	N/A	N/A	N/A	N/A	N/A	N/A
	15. Investments	N/A	N/A	N/A	N/A	N/A	N/A
	Total Scope 3	Global	99%	83,738	122,186	119,245	93,633

NOTES: FREENOW performs a full inventory of its scope 1, 2 and 3 emissions in line with the Greenhouse Gas Protocol on an annual basis. We are constantly working on improving our emissions accounting methodology, to make sure we get to the most accurate numbers possible. After publishing our Sustainability Report 2023, the emissions calculated for the years 2021, 2022 and 2023 have been adjusted to implement a series of improvements. Refer to [this document](#) for an explanation of our methodology.

¹Tonnes of carbon dioxide equivalent.

²Based on limited data availability and low estimated materiality we currently exclude emissions from e.g. HR & Finance tools that we use. With the improvements of our methodologies we aim to increase the coverage of emissions.

³Our marketplace rides emissions are calculated using the Well-to-Wheel methodology for all ride-hailing and shared vehicles registered on our platform.

FREENOW ✓

MAY 2025

