



WILD CLASSROOM

# ACTIVITY BOOK



## GRASSLANDS & POLLINATORS

Educational materials developed in support of the One Square Foot Initiative and the PBS documentary *My Garden of a Thousand Bees* on PBS.



hhmi

**Tangled  
Bank  
Studios**



**HELLO!**

Did you know that one of the last remaining temperate grasslands in the world is located in the United States and Canada? The Northern Great Plains is a fascinating place, full of life—from the large bison to the wildflowers and the western bumble bee. Each species plays a vital role in keeping the ecosystem healthy.

My name is Martha Kauffman, and I lead WWF's Northern Great Plains program. I work to preserve this ecosystem so that it remains intact and thriving for years to come. My favorite part of my job is working with the communities living in this beautiful place to protect these special grasslands.

The fun activities in this book will help you understand why grasslands, wildflowers, and pollinators are all important. We hope what you learn will inspire you to take simple, meaningful steps to protect native habitats that benefit wildlife and people.

- My Adventure Through the Grasslands ..... 1
- Everything Plays a Role ..... 2
- I Spy in the Grass ..... 3
- Habitat Spotlight: The Northern Great Plains ... 4
- Grasslands Crossword Puzzle ..... 5
- Grassland Food Web ..... 6
- Northern Great Plains Wildlife Word Search..... 7
- What Is Pollination? ..... 8
- Who's That Pollinator? ..... 9
- Wildflowers of the US Pullout Poster ..... 10–11
- Create a Pollinator-Friendly Garden..... 12–13
- The Buzz on Bees ..... 14
- Help the Bee Find the Wildflower ..... 15
- Community Connection ..... 16
- Nature Acknowledgment ..... 17
- How You Can Help ..... 18
- Are You an Expert? ..... 19
- Answer Key ..... 20
- Strut Your Fluff: Make Your Own Bison Mask .. 21



**LEARN MORE  
ABOUT GRASSLANDS AT  
[worldwildlife.org/habitats/grasslands](http://worldwildlife.org/habitats/grasslands)**

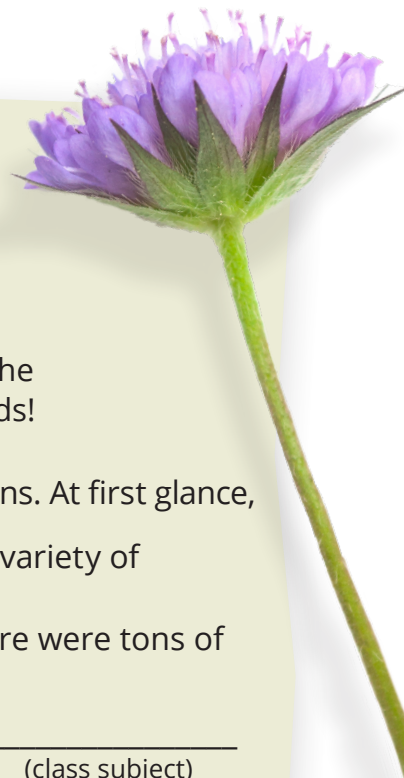
## My Adventure Through the

# GRASSLANDS

Grasslands are habitats bustling with life, big and small. Use your imagination to fill in the story as if you were adventuring through the Northern Great Plains. Then enjoy reading your story to your friends!

Today we went on a field trip to visit the grasslands of the Northern Great Plains. At first glance, it just looks like a lot of \_\_\_\_\_ . But as I looked closer, I saw a variety of \_\_\_\_\_ (plural noun) life flying, crawling, and \_\_\_\_\_ around. Amid the grasses, there were tons of \_\_\_\_\_ (verb ending in -ing) \_\_\_\_\_ in all sorts of \_\_\_\_\_ colors. We learned in \_\_\_\_\_ (plural noun) \_\_\_\_\_ (adjective) \_\_\_\_\_ (class subject) class that these organisms are really important because animals such as \_\_\_\_\_ (plural noun) need them to survive. As we continued to walk \_\_\_\_\_ through the grassland to \_\_\_\_\_ (adverb) make sure we didn't disrupt the \_\_\_\_\_ that were nearby, all of a sudden, \_\_\_\_\_ (plural noun) we heard our teacher, \_\_\_\_\_, yell " \_\_\_\_\_ !" \_\_\_\_\_ (teacher/adult name) \_\_\_\_\_ (interjection) A \_\_\_\_\_ had landed on our teacher! This \_\_\_\_\_ animal also happens \_\_\_\_\_ (noun) \_\_\_\_\_ (adjective) to be our state \_\_\_\_\_, which made seeing it even more special. We looked around \_\_\_\_\_ (noun) and noticed there were so many of them—there must have been \_\_\_\_\_ ! Some \_\_\_\_\_ (number) people are scared of them, but I'm not. I know how \_\_\_\_\_ they are because their \_\_\_\_\_ (adjective) \_\_\_\_\_ activity helps other members of the ecosystem. Before we left, I stood \_\_\_\_\_ (verb ending in -ing) quietly and closed my eyes to listen to the sounds of the grassland. I could hear \_\_\_\_\_ (plural noun) chirping, \_\_\_\_\_ buzzing, and \_\_\_\_\_ \_\_\_\_\_ . \_\_\_\_\_ (plural noun) \_\_\_\_\_ (plural noun) \_\_\_\_\_ (verb ending in -ing)


What may only look like \_\_\_\_\_ grass has so much activity happening within! What a \_\_\_\_\_ (adjective) fun day in the grassland. I went home with a whole new appreciation for this habitat and its \_\_\_\_\_ . \_\_\_\_\_ (plural noun)



# Everything Plays a Role

From the mighty bison to the nutrient-rich soil, the living and nonliving all play an important part in keeping grasslands healthy. Explore the mini-ecosystem below to discover what **living** (in green) and **nonliving** (in orange) elements help support this biodiverse land.

- ① **Climate**—**Climate** influences seasons and controls the weather. This includes producing **rain** that supplies **freshwater** for all living things, such as **plants** and **animals**.
- ② **Birds**—**Birds** such as the **western meadowlark** eat **insects** and **seeds**, and their abundance reflects the health of their **habitat**.
- ③ **Grazers**—**Animals** such as **bison** and **pronghorn** stimulate the growth of **grass** through trampling and grazing.
- ④ **Wildflowers**—Many **plants** in the grasslands provide food for **pollinators** such as **bees** and **butterflies**.
- ⑤ **Roots**—**Grasses** and other **plants** have fine **roots** that extend deep into the **ground** to help filter and clean **water** as it soaks into the **soil**.
- ⑥ **Soil**—A lot of **water** and valuable **nutrients** that are needed for **plants** to grow are stored here.
- ⑦ **Decomposers**—Organisms such as **dung beetles** and **microscopic bacteria** help recycle **nutrients** to keep the **soil** healthy.



I SPY IN THE  
**GRASS**

Grasslands may seem like only a sea of grass, but they are actually teeming with life! Together with the grass exists a variety of organisms that support others both within and outside of the ecosystem.

What kind of life can you find in the grassland below? Unscramble the words to use as hints and then circle or color each organism as you find it.



EBE

RRTEFE

SNOIB

OLSWRFDIELW

IRBD

-----

-----

-----

-----

-----

KEANS

HRNOONRPG

OXF

RIPREAI OGD

TUTBERYLF

-----

-----

-----

-----

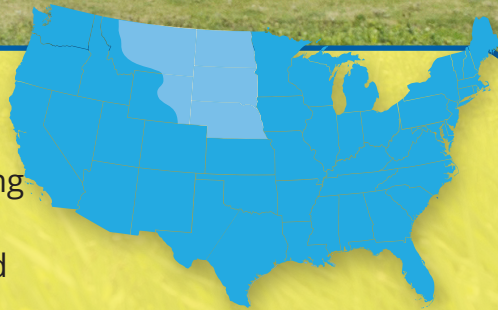
-----

## HABITAT SPOTLIGHT:

# THE NORTHERN GREAT PLAINS

### Where is it?

The Northern Great Plains is a vast grassland ecosystem crossing Montana, Wyoming, Nebraska, North Dakota, South Dakota, and parts of Canada.



### What makes it special?

- The **uniqueness**: This grassland is one of only four healthy temperate grasslands remaining in the world.
- The **biodiversity**: The rich grassland provides many benefits to thousands of species living within and outside of the ecosystem. These benefits include providing habitat for wildlife and food for people, providing clean air and water, and storing carbon from the atmosphere.
- The **people**: Native American nations are the region's original land stewards and manage roughly 9 million acres of the area. Ranching communities also help keep the Northern Great Plains healthy, managing over 900 million acres of intact grassland. These people hold a strong connection to the land and play a huge role in protecting it and its wildlife.

### What threats does it face?

- With its rich soil, this habitat is facing pressure from **agricultural interests** to convert the grassland to cropland.
- **Climate change** causes irregular rainfall, harsher winters, and warmer summers resulting in drought, which disturb the soil and plants as well as cause seasons to shift. This confuses birds and other animals that depend on the seasons to know when to migrate and breed and depletes their food supplies.

# ACROSS

- Lark buntings and chestnut-collared longspurs are songful \_\_\_\_\_ found in the Northern Great Plains
- All of the different kinds of life found in one area, including animals, plants, fungi, bacteria, and genetic material
- An animal that frequently nibbles on grass, like bison and pronghorn
- Black-footed ferrets are one of the most \_\_\_\_\_ mammals in North America
- The national mammal of the US, this large animal has been a source of food, shelter, and clothing to the region's Indigenous people for thousands of years
- Plant that continues to grow while being eaten by grazers (Hint: grasslands get their name from it)
- A natural environment in which plants and animals live, breed, and get their food, water, and shelter

Use the clues to fill in the vocabulary words related to grasslands and the Northern Great Plains.

# GRASSLANDS PUZZLE

# DOWN

- A colorful insect that is an important pollinator; the monarch is one example
- The process of how plants fertilize
- The upper layer of the ground where plants grow; in grasslands, it is very rich and can store a lot of water
- Naturally growing flowers that provide food and habitat for pollinators
- A landscape that has too little rain for many trees to grow but instead has grass and grass-like plants that grow close to the soil
- The living and nonliving things in an area that interact with each other in an interconnected way

There are two primary types of grassland: temperate and tropical. Each type of grassland contains organisms with vital roles as members of the **food web**. Check out some of the species you'd find in each grassland below!

# G R A S S L A N D


TEMPERATE

role


TROPICAL



wolves, black-footed ferrets, snakes, birds




lions, cheetahs, hyenas, wild dogs



bees, butterflies, prairie dogs, bison

PRIMARY CONSUMERS (prey, grazers, pollinators)




zebras, antelopes, wildebeests, giraffes, elephants



grasses, wildflowers

PRODUCERS (plants)



grasses, shrubs, baobab/acacia trees



dung beetles, fungi, ants, bacteria, worms, springtails

DECOMPOSERS (organisms that break down dead and decaying material)



dung beetles, fungi, ants, bacteria, worms, springtails

Temperate grasslands such as the Northern Great Plains are typically found north of the equator and are known for having very cold winters and warm summers. Tropical grasslands, such as those found in Africa and Australia, are warm year-round.



NORTHERN GREAT PLAINS

# WILDLIFE WORD SEARCH

The biodiversity of the Northern Great Plains includes more than 300 species of birds, nearly 100 species of mammals, and thousands of species of insects. Take a look at the animals listed below and then locate the words in the puzzle. Highlight or circle the words when you find them!

N N M M Y G U S Q Z H V P Y O Y L L V X G I U B I E B G B S  
 F T X W Z I O V Q L Y B F S P Y O D A G C T M F V I Y N L J  
 N I W O U P C D D G W J P I L W N D H R D U E A G R W V A J  
 O P O B S R W W E W Q Z Q M Y T G F R C K S T B X B C Y C J  
 S I X J A P P A Z I X L T N W L B C U R U B J R U E Y H K Z  
 I P E M M U Z X F F R K U Q O C I E X O Q X U O J G D Y F T  
 B S P S D F K I M F U I N Z W U L T R X J C N N H Z D G O K  
 U E Y X C B Q Z N Y R Z A T P Q L G H H Q F Q N T E D I O Y  
 J U A M B U C Y O E Q L Y R P I E B B U B J O B M I T F T J  
 R G K Q M Y V A P J C X P R P G D O Z Z F N G I L F N L E P  
 V A T I I S S P P O G Z A K A E C E E L C C B L O B N G D O  
 S R H P J Y O Z X J A I S S H X U X K I Z Q W X E N Z F F B  
 Z P I I U H P L W G R N R K W X R H M M S E G T J D C H E Z  
 V S R Y S H B M E I G E H F V E L X V W A Q H S H K I H R Z  
 L C U S P D J E L F T X O I C A E P I K Y I Z C T K O M R T  
 N E A E T E W C E A S L W J F X W F K U H C U O G Q A J E E  
 E R C D H V H Y E Z J M T T M W T V T G G S Q C Q C O A T F  
 G S O I L I H R Q S R O X D C F W A H P D K W O L F U X M Y  
 E O S H C D G I E O Y X U X O N E L Q F R E K C I N P P I K  
 G L A K G R G S M L U L Y X C Q V C N Y V S F A S X G F Y T  
 I K E V K N V N N W Z N H O I A A Q T L Y H Q W Q R B W Q Q  
 G N S E L Z O Q L K H E B Z U M M W F K K P Y E M O W P H W  
 E K G B J M V R W B X D W E M X D G P O V H A W N K H N O W  
 X S G T I J P B P M H B K E J B A U G P G Q M S K P K J X M  
 J H N X B M N J O N N J S Z R S X V F S T F W N Y C N Q F O  
 K R D F J Z C H S A S N Q H L C Z J F W M H S Y K E D A R Z  
 N H D Z U P H T T Z H T H K P X T F L P P W K X V F H X B T  
 X W O G I T F U W W D A Y L F R E T T U B H C R A N O M U P  
 N R L E J O N L N W V S T E O C R Q S P J T B L V G V E K D  
 M E B L J V Y I X T J Z E K A N S E L T T A R O G Y O Q I J

Bee

Monarch butterfly

Greater sage-grouse

Black-footed ferret

Prairie dog

Long-billed curlew

Pronghorn

Wolf

Prairie chicken

Bison

Swift fox

Sprague's pipit

Lark bunting

Rattlesnake

Grasshopper



# WHAT IS POLLINATION?

Pollination happens when the pollen from male plant parts is moved to female plant parts, resulting in fertilization of the plant. Pollination most often happens through wind or with the help of animals such as bees, birds, and butterflies. This process not only allows plants to reproduce but also helps to grow fruits and seeds.



**1** A pollinator, such as this bee, visits a flower to collect nectar or pollen.



**2** Pollen sticks to the feathery hairs on the bee's body as it flies from flower to flower.



**3** Pollen from one flower is transferred to another flower of the same species, allowing it to be fertilized.

**What is pollen?**  
Pollen is a fine powder produced by the male parts of plants for reproduction.



In North America, about three-quarters of flowering plants and many of the fruits and vegetables we eat depend on pollinators. Without pollination, there would be no apples, no chocolate, no cucumbers, and also no medicines that come from plants. To protect our food, we must protect precious pollinators!

# WHO'S THAT POLLINATOR?

Did you know that many different bugs and animals can be pollinators? Some pollinators have unique behaviors and traits that help them pollinate different plants! These behaviors/traits are called adaptations. See if you can identify the pollinators based on their close-up and unique adaptations. You might be surprised by how many kinds of pollinators there are!

LONG TONGUE, WINGS



PROBOSCIS, WINGS



LONG TONGUE, FURRY



FEEDS ON PLANT PREDATORS



LONG TONGUE, FUZZY BODY



IMPORTANT PREDATOR, CONTROLS INSECT POPULATIONS



## ANSWER CHOICES

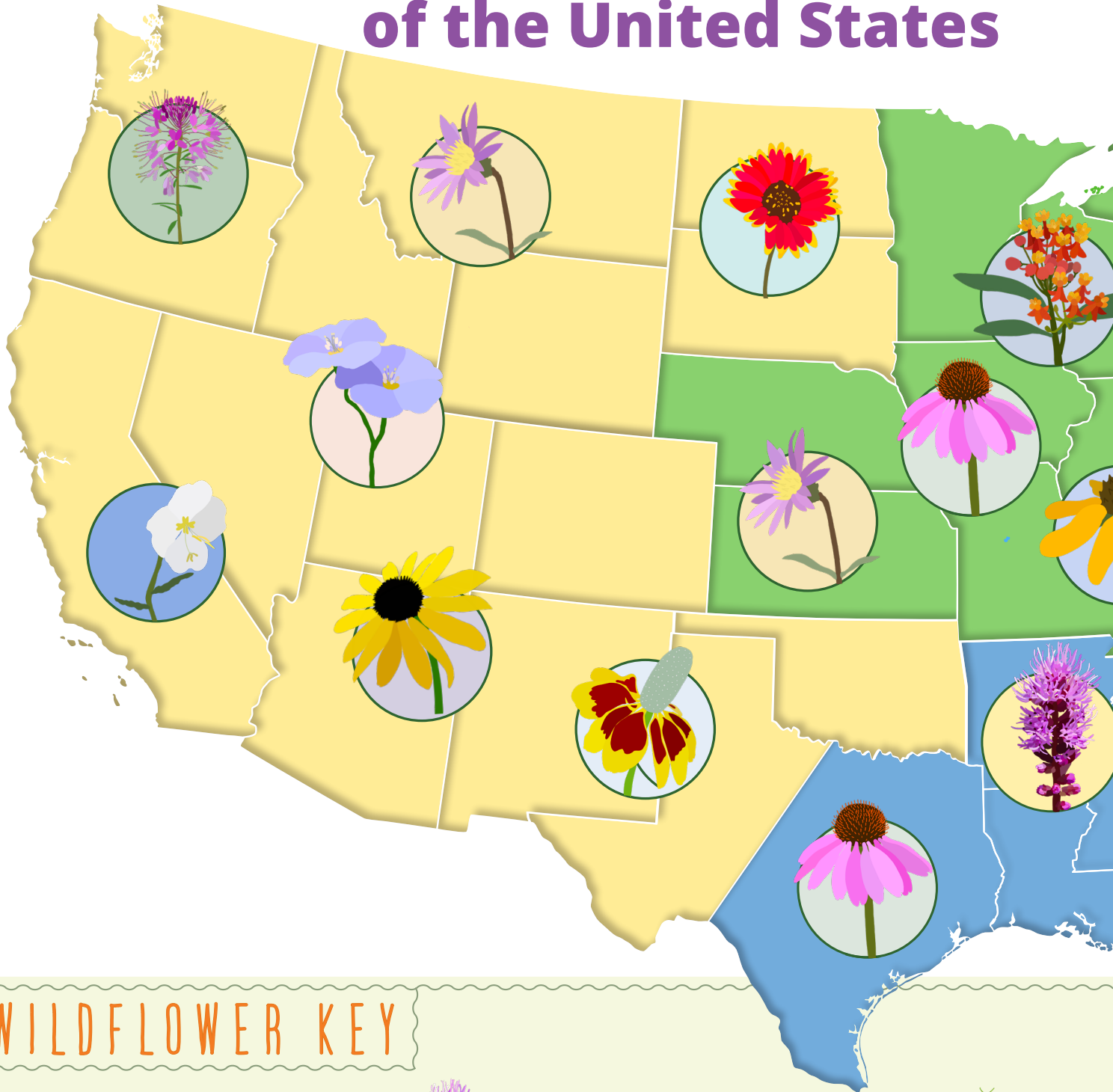
- |             |         |      |
|-------------|---------|------|
| Butterfly   | Bat     | Bee  |
| Hummingbird | Ladybug | Wasp |

### Bonus: Who Are Your Pollinator Neighbors?


Get outside! Take a look in your surrounding area and see what kinds of pollinators you can find.



# Discover the **WILDFLOWERS** of the United States



## WILDFLOWER KEY




**White Evening Primrose**  
Blooms: spring, summer



**Rigid Goldenrod**  
Blooms: summer




**Blazing Star**  
Blooms: summer, fall



**Evening Primrose**  
Blooms: summer

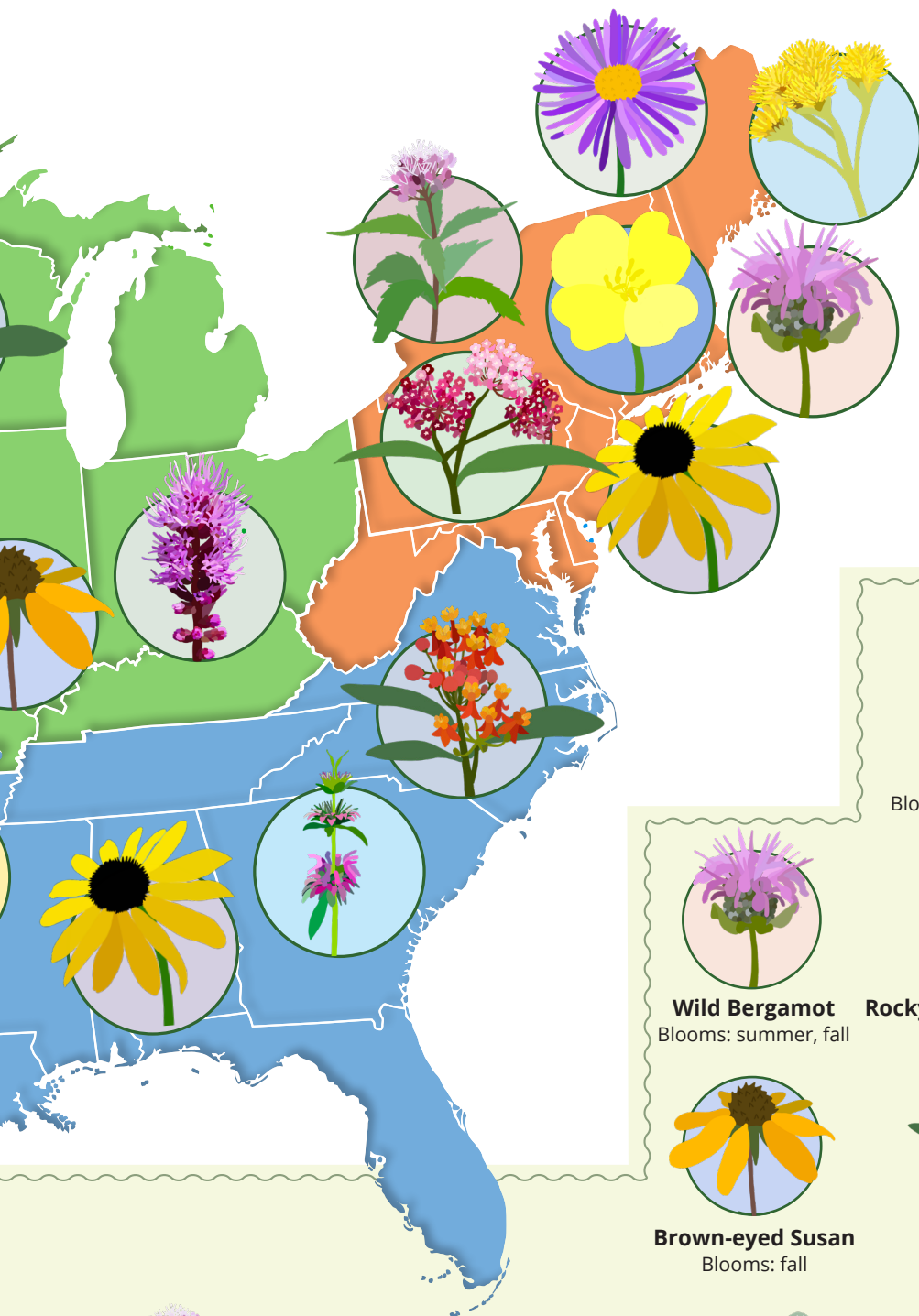















**New England Aster**  
Blooms: summer, fall




**Lemon Mint**  
Blooms: summer

- Identify where you are on the map of the contiguous United States. All the flowers within your color region can grow in your area.\*
- Use the wildflower key below to identify the flowers in your region and see when they bloom.
- Now that you know what grows in your region, go outside and find them yourself!



|  |   |   |   |   |
|--|---|---|---|---|
|  |   |   |   |   |
| <b>Prairie Aster</b><br>Blooms: mid/late summer                                      | <b>Black-eyed Susan</b><br>Blooms: summer, fall                                       |   |   |   |
|   |  |  |   |   |
| <b>Wild Bergamot</b><br>Blooms: summer, fall   | <b>Rocky Mountain Bee Plant</b><br>Blooms: summer                                     | <b>Purple Coneflower</b><br>Blooms: summer, fall                                      |   |   |
|   |   |  |   |   |
| <b>Brown-eyed Susan</b><br>Blooms: fall  | <b>Butterfly Weed</b><br>Blooms: summer   | <b>Blue Flax</b><br>Blooms: summer, fall  |   |   |
|   |    |    |  |  |
| <b>Spotted Joe Pye Weed</b><br>Blooms: summer, fall                                  | <b>Swamp Milkweed</b><br>Blooms: summer   | <b>Mexican Hat Plant</b><br>Blooms: summer, fall                                      | <b>Prairie Blazing Star</b><br>Blooms: summer, fall                                   | <b>Blanket Flower</b><br>Blooms: summer, fall   |



# CREATE A POLLINATOR -


Gardening connects us to nature while providing important habitats for wildlife, especially pollinators. It doesn't matter where you live; even a single square foot of wildflowers can provide food for bees, butterflies, and birds. 

**PREPARE:** Before creating your pollinator garden, learn what plants will thrive in your space and what they need.

- **Learn about native plants.** Native plants grow naturally in your area and include many different types of mosses, ferns, trees, shrubs, and wildflowers. They are well adapted to the local growing season, climate, and soils, and are able to survive without needing a lot of extra care. You can research what plants are native to your area using [nwf.org/NativePlantFinder/Plants](http://nwf.org/NativePlantFinder/Plants) as a guide.



- **Be diverse.** Pollinators feed on plants in spring, summer, and fall. Select a variety of plants that bloom at different times of the year so you can provide for pollinators throughout their life cycles.  

- **Plan for timing.** Native plants take time to grow. To save time, you can use organic and pesticide-free plants that started growing at a nursery or garden center. Planting from seeds can be more economical, but it will take more time. Plant seeds in fall or winter so they can develop before their spring/summer blooms. 


- **Use materials to support the plant or garden.** Potting soil or nutrient-rich compost makes a great foundation for portable/aboveground gardens and can be added around seeds and plants placed in the ground. If weeds are a problem, use mulch around your garden. Most importantly, stay away from chemical fertilizers or pesticides, which can kill pollinators and harm the environment.



# FRIENDLY GARDEN



**PLANT:** To help pollinators, all you need is one square foot. So let's get gardening!


- **Find a good spot.** If using a natural space outside, make sure the ground and soil are suitable for plants. If the ground contains little vegetation, create a planter out of recyclable material such as an old tire, a wooden trough or pallet, some burlap fabric, or a trash bag. 
- **Don't forget the essentials.** Many native plants that attract pollinators prefer full sunlight or partial sunlight with some shade. If your garden is not exposed to precipitation, make sure to water it periodically to keep the soil moist.
- **Spruce up your pollinator space.** Cluster planting to provide pollinators shelter and camouflage from predators. Make small piles of branches to attract butterflies and moths. You can also provide things such as hollow twigs, rotten logs, and fallen plant material for nesting bees.

**WHAT'S NEXT?** Keep track of your new visitors and monitor your garden's progress. Create a science journal to record observations and changes to your garden throughout the year. You can download the [SEEK app](#) by iNaturalist to track and identify new species that you discover.



**FOR AN INDOOR GARDEN:** No outdoor space? No problem! You can create a pollinator garden on your balcony, porch, or windowsill.

- **Find a container.** Try recycling! You can reuse containers, such as a milk jug, tin can, or box, to make an ideal plant home. Make sure that the container is deep enough to allow the roots of the plant to grow and fit comfortably. Also, remember to punch holes in the bottom of the container to allow for drainage; otherwise the roots will rot.
- **Plant the seeds.** Fill the planter with potting soil, leaving about half of an inch at the top (for seeds). If planting a plant, make sure to allow enough space for the roots. Disperse the seeds, cover them with soil, and place the planter in a spot where it can get some sun!



# THE **BULZ** ON BEES

Did you know that there are over 20,000 species of bees in the world—including 4,000 in the US and Canada? Bees are incredibly important insects whose activities as pollinators help plants produce some of our most popular foods, such as blueberries and squash, and keep ecosystems functioning and healthy. Get to know your local bees by reading below about some common species found throughout the US and Canada.

## BUMBLE BEE



- Typically round and hairy
- Lives in family groups

## CARPENTER BEE



- Black and shiny
- Creates holes in hollow stems

## HONEY BEE



- Not native to North America
- Provides us with honey and wax

## LONG-HORNED BEE



- Known for having long antennae
- Often pollinates sunflowers

## MASON BEE



- Very calm
- Uses mud to build nests

## LEAFCUTTER BEE



- Cuts pieces of leaves to take back to its nest
- Collects pollen on its belly

## SWEAT BEE



- Metallic green color
- Some are attracted to salts in human sweat

## CUCKOO BEE



- Looks like a wasp
- Lays eggs in other bee nests

## MINING BEE



- Friendly and fuzzy
- Often confused with honey bees

**Want to help bees?** Create a bee nesting habitat. Keep a corner of your backyard or local park messy with leaves or tall grass. This will provide a safe place for solitary bees to build their nests and lay their eggs.




# HELP THE FIND THE



We need bees because of their important role in helping to pollinate plants that keep the ecosystem healthy and produce our food. Bees need wildflowers for nourishment from the nectar and pollen.

**Which of the three bees below will reach the wildflower?**



Wildflowers are being damaged and wiped out due to human threats such as agriculture, development, and climate change. Help restore wildflowers and provide food for bees by planting wildflowers native to your region! Visit pages 12 and 13 to learn how to create your own pollinator garden.

# COMMUNITY CONNECTION



The people of the Northern Great Plains play an important role in the health of the ecosystem.

Monica Rattling Hawk, a member of the Oglala Lakota Nation and WWF's Northern Great Plains team, and her people acknowledge every element around them in nature. They embrace the concept of **interdependence**—which means that all living things rely on each other to survive—by regularly reciting *Mitakuye Oyasin*.

**We asked Monica to reflect on her relationship with nature. Read her responses below:**

## What does *Mitakuye Oyasin* mean?

The literal translation is “all my relatives.” It is the understanding that all things are related or connected. We generally say this at the end of prayers and statements. We always acknowledge that we are but one part of a whole.

## How can we connect with our land?

Know the story. Listen. Touch the earth. *Unci Maka* (pronounced Un-chi Ma-caw, meaning Grandmother Earth) provides everything for us. To know the story of this land, ask how did you come to this land, who was here before—animals and people—what grows here, and what is happening to the land. Take the time to learn, listen, and observe.

## What impact does the wildlife, such as bison, have on your life?

Health (*Wicozani*). Ecosystem health, physical health, and cultural health. Bison on the landscape are necessary. They have evolved with this continent and are well suited to the climate; the grasses and other animals depend on what the bison has to share. We as a people have made relatives with the bison, and they provide a lean protein. We use all their parts for many lifeways. We use the sinew for bows and making awls for sewing; bones for toys and consuming the extremely nutritious bone marrow; and the hide for shelter, clothing, cases, quivers, and moccasin soles. We utilize the skulls in prayer and ceremony. The bison have a great impact on us, and our connection to them is part of a circle of life and our relationship with all living things.



# NATURE ACKNOWLEDGEMENT

Read the portion of Monica Rattling Hawk's acknowledgement to nature below:

## **The Oyate (people)—The Nations**

Today we have gathered and we see that the cycles of life continue. We have been given the duty to live in balance and harmony with each other and all living things. So now, we bring our minds together as one as we give greetings and thanks to each other as people.

**Mitakuye Oyasin—We are all related.**

## **Unci Maka—Grandmother Earth**

We are thankful to our grandmother, the Earth, a living being, for she gives us all that we need for life. She supports our feet as we walk about her; she freely opens so that we may spread seeds and harvest her bounty. We are full of peace that she continues to care for us as she has from the beginning of time. Wisdom she shares freely.

**Mitakuye Oyasin—We are all related.**

## **Mni—Water Relative**

*Mni Wiconi*—Water is life; we give our thanks to all waters of the world for quenching our thirst and providing us with strength. We recognize the many forms of movement. Rain, streams, rivers, waterfalls, mists, oceans. Together we send greetings and thanks to a living being.

**Mitakuye Oyasin—We are all related.**

You can have a relationship with nature simply by appreciating the sights, smells, and sounds around you. Step outside and explore your senses. Then practice writing an acknowledgement similar to Monica Rattling Hawk's by describing the world surrounding you and what it provides.

**What do I feel under my feet?**

**What do all of these things give to me?  
Write a thank-you note to nature:**

**What life do I see?  
(Plants? Animals? People?)**

**What natural sounds do I hear?  
(Animals? Water?)**

**What is above me in the sky?**

**Mitakuye Oyasin is pronounced  
Mee-tah-koo-yay O-yah-seen**

# HOW YOU CAN HELP



## Don't Waste Food

When we waste food, we also waste the land, water, energy, and human labor needed to grow our food. Be mindful of what you eat and throw away. You can take responsibility and compost, eat leftovers, or share with a friend.

## Plant Native Wildflowers

Learn which wildflowers are native to your area and plant a variety of flowers that bloom at different times so that pollinators always have a food source when they are active. Never use harmful pesticides, as they can make every part of the plant toxic to pollinators. Get started on your own pollinator garden by checking out pages 12 and 13!



© WWF-US/Clay Bolt

© Ola Jennersten/WWF-Sweden



## Provide Bee-Nesting Habitat

Find a corner of your yard, park, or garden and leave it messy with leaves, taller grass, and/or hard-packed soil to provide a place for nesting bees to build their nests. You could also gather some old wood, thick branches, or fallen tree bark to create a safe space for carpenter bees, who rely on wood to burrow and nest.

## Get to Know Farmers and Ranchers

Visit your local farmers market to support the ranchers and farmers that help provide your community with food. The better we understand each other's roles in conserving our ecosystem, the better we can work together to produce and consume food more sustainably.



© istockphoto.com



## Spread the word

Talk to your friends and family about what you've learned about grasslands and pollinators. Start a movement in your school or community by planting a pollinator garden together and avoiding food waste.



Download the [SEEK app](#) by iNaturalist on your phone or tablet to discover who your pollinator neighbors are!

# ARE YOU AN EXPERT?



Now that you have learned about grasslands and pollinators, put your knowledge to the test!

**1. What are some of the species you would find in a temperate grassland?**

---

---

---

**2. Wildflowers are an important source of habitat and food for \_\_\_\_\_.**

- a. foxes
- b. people
- c. black-footed ferrets
- d. pollinators

**3. Identify the steps of pollination in order by putting the correct number (1, 2, or 3) next to each step.**

- \_\_\_\_\_ Pollen from the previous flower is transferred to the new flower, allowing it to be fertilized.
- \_\_\_\_\_ A pollinator lands on a flower, and pollen sticks to that pollinator.
- \_\_\_\_\_ The pollinator takes flight to a new flower.

**4. Take a look at the map on pages 10 and 11. What region do you live in, and what wildflowers could you grow in your own pollinator garden?**

---

---

---

**5. What threats do grasslands such as the Northern Great Plains face? (Circle all that apply.)**

- a. development
- b. deforestation
- c. climate change
- d. agriculture
- e. overfishing

**6. What are three ways that you can help habitats such as the Northern Great Plains?**

- a. \_\_\_\_\_
- b. \_\_\_\_\_
- c. \_\_\_\_\_



# ANSWER KEY


## I Spy in the Grass

Bee Ferret Bison Wildflowers Bird  
Snake Pronghorn Fox Prairie dog Butterfly

## Grasslands Crossword

- |                 |                |
|-----------------|----------------|
| Across          | Down           |
| 1. birds        | 1. butterfly   |
| 6. biodiversity | 2. pollination |
| 7. grazer       | 3. soil        |
| 8. endangered   | 4. wildflowers |
| 9. bison        | 5. grassland   |
| 10. grass       | 8. ecosystem   |
| 11. habitat     |                |


## Northern Great Plains Wildlife Word Search



## Who's That Pollinator?

Hummingbird Butterfly Bat  
Ladybug Bee Wasp

## Help the Bee Find the Wildflower



## Are You an Expert?


- Possible answers: bison, black-footed ferrets, pronghorn, bees, butterflies, coyotes, birds, snakes, prairie dogs
- d
- 2 1 3
- Dependent on location; refer to the wildflower map
- a, c, d
- Possible answers: planting native wildflowers, providing bee-nesting habitat, avoiding pesticides, not wasting food

### Photo and illustration credits:

Page 4: Photo © Day's Edge/WWF-US; Grasses illustration © istockphoto.com | Page 5: Prairie dogs © Autumn Ramirez | Page 7: Prairie dog © istockphoto.com | Page 9: First row, l to r: © Gordon Petersen; © Morgan Heim/Day's Edge Productions/WWF-US; © Martin Pelanek. Second row, l to r: © Kory Bumgardner; © WWF-US/Clay Bolt © Kari Schnellmann, Rapperswil-Jona SG. Wildflowers © istockphoto.com | Pages 12-13: Wildflower at top and ladybugs © WWF-US/Morgan Peake; Wildflowers at bottom © istockphoto.com; Butterfly © Autumn Ramirez; Milk jug/wildflower © istockphoto.com | Page 14: Mason bee and bumble bee © WWF-US/Clay Bolt; All others © Clay Bolt; Grasses © istockphoto.com | Page 15: Bee photos and bottom wildflower © Clay Bolt/WWF-US; Wildflowers at top © istockphoto.com | Page 16: Portrait © Monica Rattling Hawk; Plains bison © Thomas Szajner/WWF-US | Page 18: Food waste, boy, and wildflower © istockphoto.com | Page 19: Butterfly © Autumn Ramirez | Page 20: Grasses © istockphoto.com

# STRUT YOUR FLUFF

Bison are symbols of strength and determination. Use your imagination, your art supplies, and the outline below to create a colorful bison mask that resembles your own unique personality!





# WILD CLASSROOM

**World Wildlife Fund**  
1250 24th Street, NW  
Washington, DC 20037

[worldwildlife.org](http://worldwildlife.org)