

Coronation Money Market Fund

FUND OVERVIEW

The Money Market Fund is an open-ended fund that invests in low risk short-term instruments such as Treasury Bills, Term Deposits, Commercial Papers and other Money Market securities.

Investment Objective:

The aim of the Fund is to generate regular income by actively investing in investment-grade money market instruments.

Investment Strategy:

The Fund Manager shall adopt and maintain an investment strategy that is designed to ensure a steady return on capital and ample liquidity.

The fund will strive to maintain an average duration of not more than 90 days.

Suitable Investor:

The Fund may be suitable for short-term focused investors who are risk-averse and are seeking investments for capital preservation, moderate income and liquidity.

Investment Philosophy

We employ a fundamental investment process to construct a diversified portfolio of high-quality money market securities that aim to deliver steady returns and provide for liquidity needs.

Our bottom-up credit selection and tactical trading in the most liquid instruments and fundamental process combined with robust, top-down rigorous risk management tools designed to meet our objectives of liquidity and consistent excess returns.

Risk management and controls are the foundation of the team's process integrated in the valuation, analytics, trading and portfolio management, which is vetted by the Investment Committees with support from the Research team with market insight to minimise risk exposure.

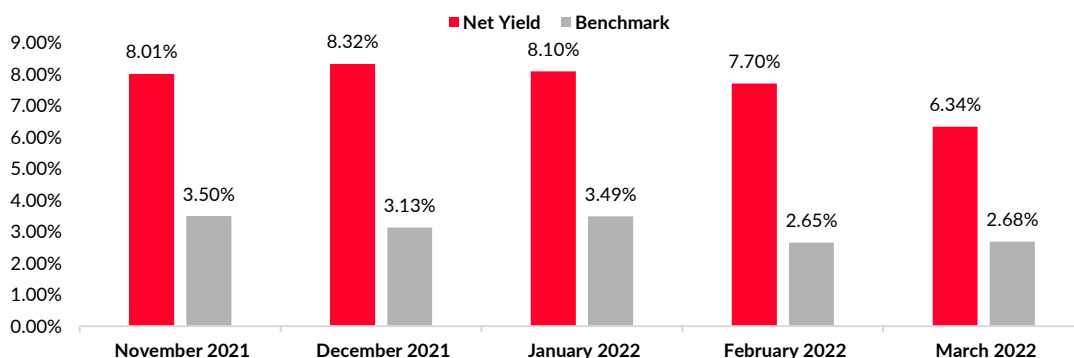
Risk Management

- High-quality issuer to reduce credit risk and durations limit to mitigate interest rate risk
- Issuers concentration limits and rigorous selection criteria
- Research-based macro risk analysis and multiple level review
- Independent risk and compliance review
- Disciplined investment process and continuous value analysis relative to opportunity set
- Clear accountabilities and cross checks

HISTORICAL 30 DAY ROLLING AVERAGE YIELD

	January	February	March	April	May	June	July	August	September	October	November	December
2022	8.10%	7.70%	6.34%									
2021	1.45%	1.15%	0.86%	1.36%	2.96%	4.83%	6.80%	7.91%	8.81%	8.14%	8.01%	8.32%
2020	5.99%	5.50%	4.67%	4.48%	4.16%	3.78%	3.71%	3.34%	3.32%	2.24%	1.35%	0.87%
2019	11.96%	13.29%	14.50%	11.94%	12.46%	12.41%	12.86%	11.10%	3.32%	11.25%	10.65%	9.98%
2018	16.95%	15.20%	15.06%	14.09%	13.19%	12.70%	12.01%	12.33%	14.97%	11.31%	12.08%	12.47%
2017									2.53%	11.35%	17.40%	17.33%

YEAR TO DATE 30 DAY ROLLING AVERAGE YIELD VS. BENCHMARK



RISK - REWARD PROFILE

1	2	3	4	5	6	7
---	---	---	---	---	---	---

Lower risk
/ Lower return

Higher risk
/ Higher return

FUND FACTS

Fund launch date	23 September 2017
Fund type	Open - Ended
Asset class	Money Market
Risk profile	Low
Fund rating	A+(f)
Investment Manager rating	A-(IM)
Benchmark	91 Day Treasury Bills
Currency	Nigerian Naira
Accounting	Amortized Cost
Fund size	₦5.4 Billion
Offer price	₦1.00
Income distribution	Quarterly
Minimum holding period	1 month
Minimum initial transaction size	₦10,000
Minimum additional transaction size	₦5,000

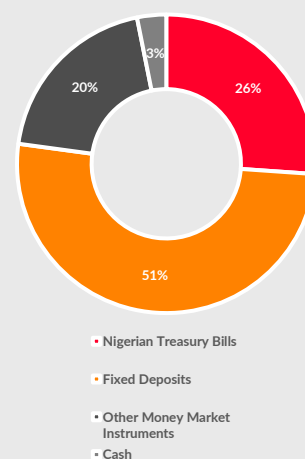
FUND FEES

Management	1.0% p.a.
------------	-----------

FUND CHARGES

Entry charge	None
Exit charge	None
Early redemption charge	1.5% of income earned

FUND ASSET ALLOCATION



Coronation Balanced Fund

FUND OVERVIEW

Investment Objective:

The objective of the Fund is to achieve capital appreciation and income generation while mitigating the volatility associated with equity investments by investing in fixed income securities.

Investment Strategy:

The Fund Manager's investment strategy focuses on capital appreciation and income generation with a higher risk. The Fund is aimed at medium-term focused investors looking for income and moderate growth with a relatively higher risk appetite.

The fund invest in a diverse pool of Nigerian equities and fixed income securities such as FGN Bonds and Money Market securities.

The Fund has a target asset allocation of up to 70% in equities, 20% in fixed income securities, 10% in other market securities. The fund strives to maintain a fixed income duration of 5 years and be mainly invested in Naira -denominated fixed income and money market instruments.

The Fund will follow all applicable rules of Securities and Exchange Commission (SEC).

Investment Philosophy

We employ a fundamental investment process to construct a diversified portfolio of high-quality money market securities that aim to deliver steady returns and provide for liquidity needs.

Our bottom-up credit selection and tactical trading in the most liquid instruments and fundamental process combined with robust, top-down rigorous risk management tools designed to meet our objectives of liquidity and consistent excess returns.

Risk management and controls are the foundation of the team's process integrated in the valuation, analytics, trading and portfolio management, which is vetted by the Investment Committees with support from the Research team with market insight to minimise risk exposure.

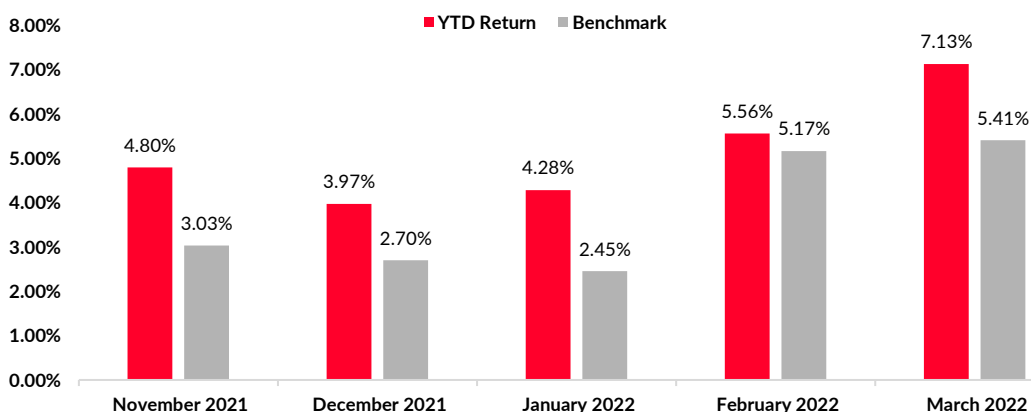
Risk Management

- High-quality issuer to reduce credit risk and durations limit to mitigate interest rate risk
- Rigorous selection criteria and research-based macro risk analysis
- Independent risk and compliance review
- Disciplined investment process and multiple level review
- Continuous value analysis relative to opportunity set and issuers concentrations limits
- Clear accountabilities and cross checks

HISTORICAL FUND PERFORMANCE

	January	February	March	April	May	June	July	August	September	October	November	December	YTD
2022	4.29%	1.23%	1.54%										7.19%
2021	0.52%	-3.15%	-0.95%	1.52%	-1.66%	2.74%	1.22%	1.23%	1.39%	1.54%	1.32%	-0.90%	4.32%
2020	2.37%	-3.58%	-11.81%	7.89%	4.10%	1.66%	3.10%	0.01%	5.39%	9.33%	1.38%	8.16%	29.49%
2019	-25.78%	2.07%	-0.20%	-0.45%	-1.31%	0.29%	-0.94%	-1.49%	5.64%	0.26%	6.73%	1.64%	-16.50%
2018	6.54%	-0.92%	1.86%	0.98%	0.39%	1.46%	1.55%	-22.60%	-4.82%	0.24%	-1.08%	31.74%	4.87%
2017								0.05%	2.54%	7.11%	-2.83%		6.79%

HISTORICAL YTD RETURN VS. BENCHMARK



RISK - REWARD PROFILE

1	2	3	4	5	6	7
---	---	---	---	---	---	---

Lower risk
/ Lower return

Higher risk
/ Higher return

FUND FACTS

Fund launch date	23 September 2017
Fund type	Open - Ended
Asset class	Equity and Fixed Income Securities
Risk profile	Moderate - High
Investment Manager rating	A-(IM)
Benchmark	25% of Nifty 1 Year + 50% of NSE 30 Index + 25% 5-Year FGN Bond
Currency	Naira
Accounting	Mark-to-Market
Fund size	₦138 Million
Offer price	₦1.1634
Income Distribution	Annually
Minimum holding period	6 months
Minimum initial transaction size	₦10,000
Minimum additional transaction size	₦5,000

FUND FEES

Management	1.50% p.a.
------------	------------

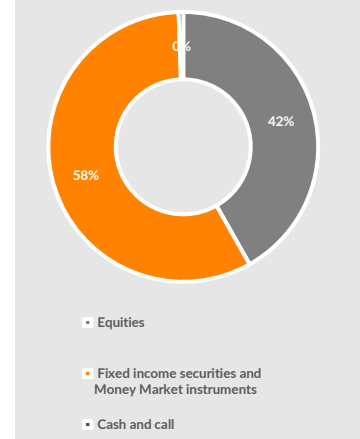
FUND CHARGES

Entry charge	None
Exit charge	None
Early Redemption Charge	1.5% of net proceed

FUND CHARACTERISTICS

Equities Holding by Sector	
Financials	6.58%
Industrials	10.76%
Consumers	0.00%
Agriculture	9.56%
Oil and Gas	4.58%
Telecommunications	10.33%
Total	41.81%

FUND ASSET ALLOCATION



Coronation Fixed Income Fund

FUND OVERVIEW

The fundamental objective of the Fund is to provide unit holders with long-term capital growth and regular income by investing primarily in diverse portfolios of fixed income securities.

Investment Objective:

The fundamental objective of the Fund is to provide unit holders with long-term capital growth and regular income by investing primarily in diverse portfolios of fixed income securities.

Investment Strategy:

The Fund Manager shall adopt and maintain an investment strategy that is designed to ensure a steady return on capital and assured liquidity.

The fund will strive to maintain an average duration of not more than 6 years.

The Fund may be suitable for investors looking to invest for the medium to long term with moderate risk appetite.

Investment Philosophy:

We employ a fundamental investment process to construct a diversified portfolio of high-quality, fixed income securities that aim to deliver consistent excess returns (income) with low volatility.

Our bottom-up credit selection and tactical trading in the most liquid instruments and fundamental process combined with robust, top-down rigorous risk management tools designed to meet liquidity objectives and consistent excess returns over the long term.

Risk management and controls are the foundation of the team's process integrated in the valuation, analytics, trading and portfolio management, which is vetted by research with market insight of the investment team to minimise risk exposure.

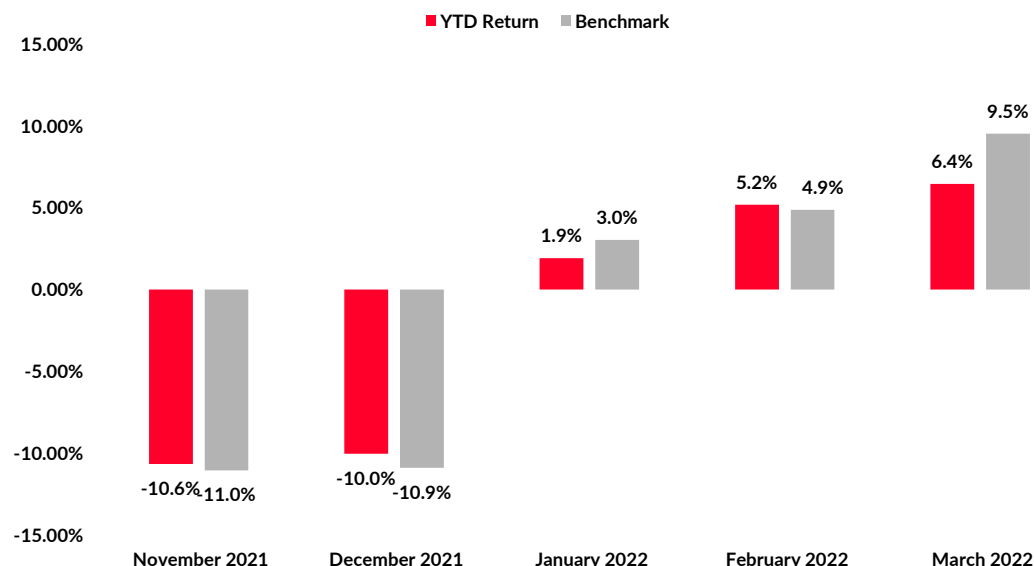
Risk Management

- High-quality issuer to reduce credit risk and durations limit to mitigate interest rate risk
- Issuers concentration limits and rigorous selection criteria
- Research based macro risk analysis and independent risk and compliance review
- Disciplined investment process and continuous value analysis relative to opportunity set
- Multiple level review and clear accountabilities and cross checks

HISTORICAL FUND PERFORMANCE

	January	February	March	April	May	June	July	August	September	October	November	December	YTD
2022	1.93%	3.20%	1.19%										6.45%
2021	-0.98%	-4.54%	-3.30%	-6.43%	-0.47%	1.49%	-0.98%	4.05%	1.65%	-1.81%	0.50%	0.70%	-10.02%
2020	3.93%	2.39%	-6.18%	6.73%	0.10%	7.24%	5.84%	-3.73%	3.74%	8.64%	-0.15%	-9.08%	19.23%
2019	1.42%	1.65%	1.83%	0.32%	1.85%	1.50%	2.07%	-0.85%	0.61%	4.35%	1.88%	0.66%	18.63%
2018	3.50%	-1.10%	3.83%	0.89%	0.92%	1.34%	5.96%	-10.34%	0.33%	4.31%	0.91%	0.66%	6.74%
2017									0.91%	0.65%	1.21%	2.07%	4.92%

HISTORICAL YTD RETURN VS. BENCHMARK



RISK - REWARD PROFILE

1	2	3	4	5	6	7
---	---	---	---	---	---	---

Lower risk
/ Lower return

Higher risk
/ Higher return

FUND FACTS

Fund launch date	23 September 2017
Fund type	Open - Ended
Asset class	Fixed income
Risk profile	Moderate
Benchmark	Weighted average of 3-year+10-year FGN bond
Investment Manager rating	A-(IM)
Fund rating	A+/FV4
Currency	Nigerian Naira
Accounting	Mark-to-Market
Fund size	₦437 Million
Offer price	₦1.4959
Income distribution	Semi-annually
Minimum holding period	3 months
Minimum initial transaction size	₦10,000
Minimum additional transaction size	₦5,000

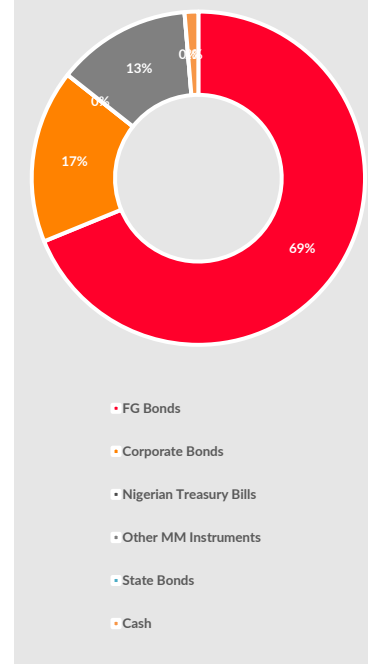
FUND FEES

Management	1.50% p.a.
------------	------------

FUND CHARGES

Entry charge	None
Exit charge	None
Early redemption charge	1.5% of income earned

FUND ASSET ALLOCATION



Coronation Fixed Income Dollar Fund

FUND OVERVIEW

The fundamental objective of the Fund is to provide Unit Holders with long-term capital growth and regular income by investing primarily in diverse portfolios of dollar fixed income securities.

Investment Objective:

The fundamental objective of the Fund is to provide Unit Holders with long-term capital growth and regular income by investing primarily in diverse portfolios of fixed income securities.

Investment Strategies:

The Fund Manager shall adopt and maintain an investment strategy that is designed to ensure a steady return on capital and assured liquidity. The fund will strive to maintain an average duration of not more than 6 years.

Suitable Investor

The Fund may be suitable for investors looking to invest for the medium to long term with moderate risk appetite.

Investment Philosophy

We employ a fundamental investment process to construct a diversified portfolio of high-quality fixed income securities that aim to deliver consistent excess returns (income) with low volatility.

Our bottom-up credit selection and tactical trading in the most liquid instruments and fundamental process combined with robust, top-down rigorous risk management tools designed to meet liquidity objectives and consistent excess returns over the long term.

Risk management and controls are the foundation of the team's process integrated in the valuation, analytics, trading and portfolio management is vetted by research with market insight of the investment team to minimise risk exposure

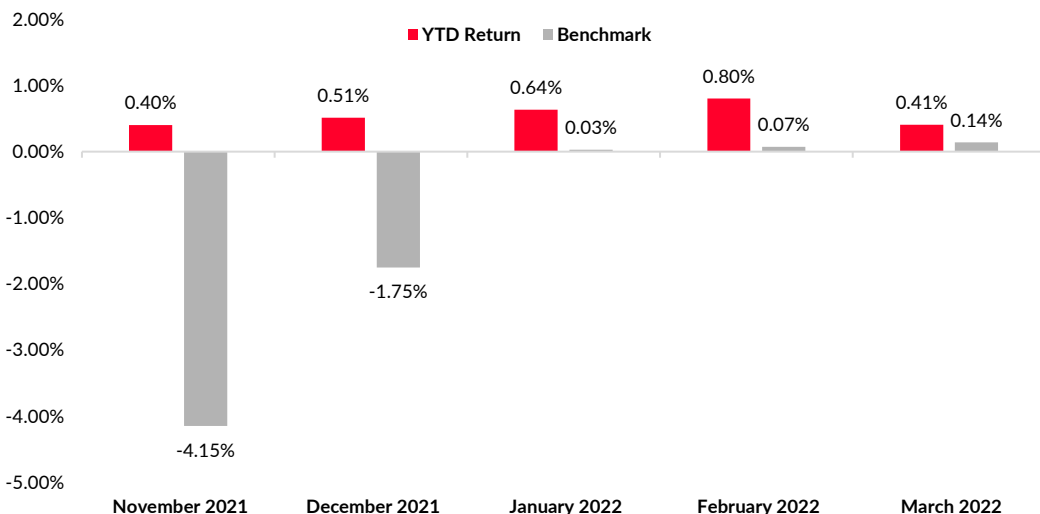
Risk Management

- High quality issuer to reduce credit risk and durations limit to mitigate interest rate risk
- Issuer's concentrations limits and rigorous selection criteria
- Research based macro risk analysis and multiple level review
- Independent risk and compliance review
- Disciplined investment process and continuous value analysis relative to opportunity set
- Clear accountabilities and cross checks

HISTORICAL FUND PERFORMANCE

	January	February	March	April	May	June	July	August	September	October	November	December	YTD
2022	0.64%	0.17%	-0.39%										0.41%
2021	-1.81%	1.60%	-2.20%	1.92%	1.18%	0.31%	0.21%	0.29%	-0.79%	-0.16%	0.07%	0.11%	0.51%
2020		-2.16%	-17.04%	3.92%	11.45%	4.91%	1.61%	4.65%	-3.60%	2.13%	6.62%	2.37%	12.69%

HISTORICAL YTD RETURN VS. BENCHMARK



RISK - REWARD PROFILE

1	2	3	4	5	6	7
---	---	---	---	---	---	---

Lower risk
/ Lower return

Higher risk
/ Higher return

FUND FACTS

Fund launch date	February 2020
Fund type	Open - Ended
Asset class	Fixed income
Risk profile	Low - Moderate
Investment Manager rating	A-(IM)
Benchmark	Current US 6-month T-bill.
Currency	U.S. Dollar
Accounting	Mark-to-Market
Fund size	\$1,029,193.94
Offer price	\$ 1.1373
Income distribution	Annually
Minimum holding period	6 months
Minimum initial transaction size	\$10,000
Minimum additional transaction size	\$5,000

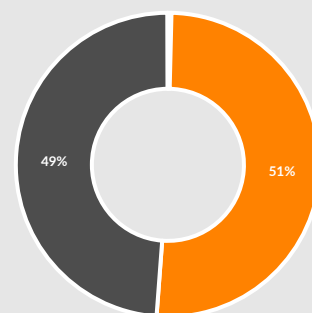
FUND FEES

Management	1.0% p.a.
Others	1.50%

FUND CHARGES

Exit charge	None
Early redemption charge	1.5% of income earned

FUND ASSET ALLOCATION



- FG Bonds
- Corporate Bonds
- Fixed Deposits
- Cash

DISCLOSURES & DISCLAIMERS

This report is intended as background information for clients of Coronation Asset Management Ltd and clients of its subsidiaries and affiliates and is by no means intended to provide a sufficient basis on which to make an investment decision. Notwithstanding the proper and reasonable care that has been exercised in the preparation of this report, neither Coronation Asset Management Ltd, its directors, employees and contractors, nor its subsidiaries and affiliates, nor the directors, employees and contractors of its subsidiaries and affiliates, accept(s) responsibility for any error, omission or opinion expressed herein. This report is not intended to serve as an investment or research recommendation and should not be regarded as such. Clients of Coronation Asset Management Ltd and of its subsidiaries and affiliates, who read this report, should assess their own investment objectives and financial capacities when taking investment decisions and should consult a relevant financial adviser in these respects.