

Electro-Pneumatic Controller

EPC 01

Recommended for the installation of Oetiker Ear- & Low profile clamps

Benefits

- Accurate and precise closures
- Highest process and quality standards
- Flexibility for customer specific adaptations
- Verified and traceable connections
- Easy and safe integration into (automated) processes
- Easy handling
- Stable processes with low maintenance

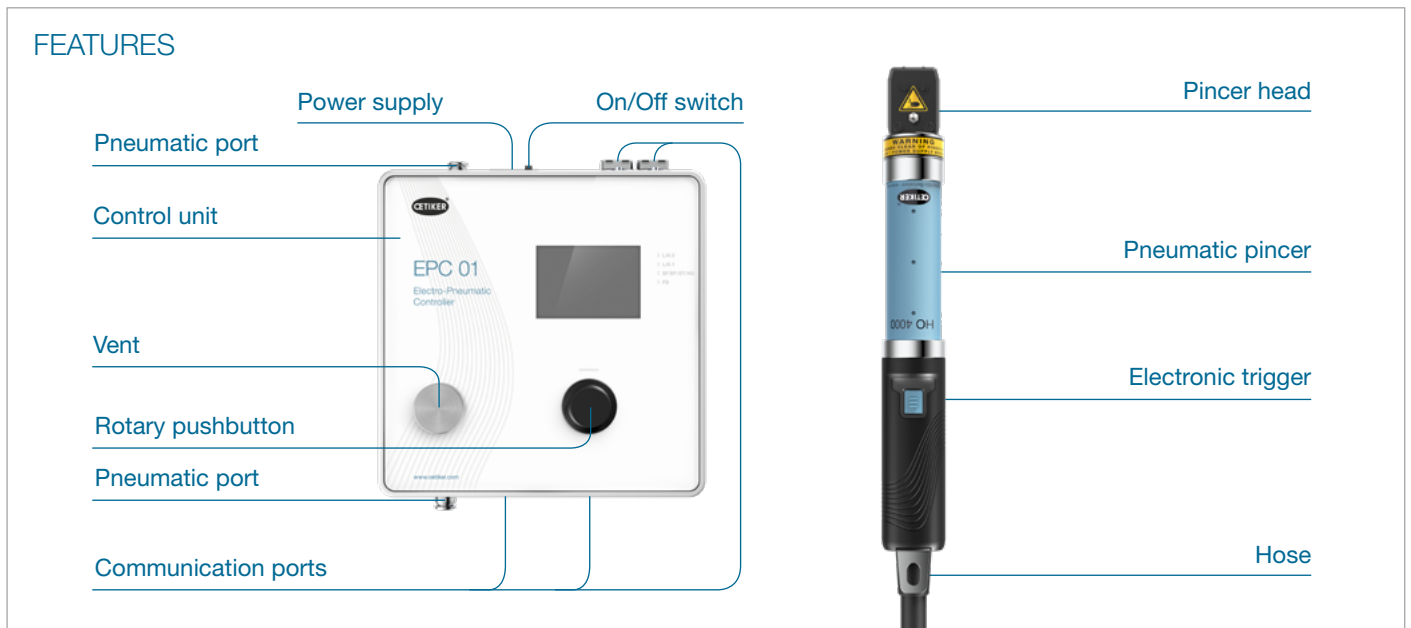


Digital Micro-controller architecture: Accurate, precise and flexible

Internal data log: Verified and traceable

Intuitive software & user management: Easy integration and handling

Robust tool design & materials: Stable processes and low maintenance



Electro-Pneumatic Controller EPC 01

TECHNICAL DATA OVERVIEW

Control unit

Power supply: 24 V DC 100-240 V AC / 50-60 Hz

Compressed air supply: 4-10 bar

External dimensions: 200 x 200 x 70 mm

Weight: 3,2 kg

Communication ports:

3.5 mm jack plug (female)

9-pin SUB-MIN-D (female)

25-pin SUB-MIN-D (male)

9-pin SUB-MIN-D (male)

USB interface type B

Ethernet

EtherCAT

EtherNet/IP & Profinet

PRODUCT DESCRIPTION

The EPC 01 is a high quality pincer system developed by Oetiker. It is a redevelopment of the previous version ELK 02 which contains various improvements as well as new features. The complete pincer system EPC 01 ensures the uniform and reliable assembly of Oetiker clamps. It's a reliable production tool that will maximize your uptime, provide verified and traceable connection installation, and ensure the highest quality standards are met through accurate and precise process control.

It combines Electro-Pneumatic Controls and Trigger Units for today's advanced production environments. From advanced engineering test labs to fully automated high-volume production cells, Oetiker's EPC 01 installation tool will provide the highest levels of quality and durability. For optimal adaption to any requirement a wide range of pincer body sizes and pincer heads is available.

The system and the software can be operated in different languages. The technical documents as well as the software can be found on www.oetiker.com.

Oetiker offers a tool rental service and license-based setup options for the EPC 01 system to keep investment to a minimum.

For more information please contact our sales.

SCOPE OF SUPPLY

EPC 01 system

- Control unit
- PC Software EPC 01
- Compressed air connection set (incl. filter/water separator)

Cables

- Connection cable for all interfaces
- Main cable with country-specific plug

Hose length

Standard hose/cable length of the Pincer unit is 3 m.

Alternative hose/cable lengths

6 m / 9 m / 12 m

Pincer Heads

The pincer head can be exchanged to suit individual assembly situations. Various pincer heads fit different clamp types like ear clamps and low profile clamps.


Pincer types

Oetiker offers two different types of pneumatic pincer bodies, which differ in the positioning of the trigger unit and ensure better handling when closing clamps.

The electronic version (EL) is equipped with the standard trigger positioned at the end of the pincer body



The electronic version with extended trigger (ELT) locates the trigger centrally on the pincer body.



HARDWARE

Oetiker offers eight versions of the EPC 01 which differ in the power supply and the interface.

There are 4 versions each for AC voltage and DC voltage.



No communication



Profinet



Ethernet/IP



EtherCat

SOFTWARE

The EPC 01 software is customizable to the individual needs of the customer which is provided by a license key generated by Oetiker. This allows to save costs by not paying for features which are not needed for production.

The software can be classified into 4 categories and is available as basic or industrial network version.

Ear Clamp Basic / Ear Clamp Basic Industrial Network reduced versions which is intended exclusively for the closing of ear clamps

Low Profile Basic / Low Profile Basic Industrial Network reduced versions which is intended exclusively for the closing of low profile clamps

Professional / Professional Industrial Network contains all features and functions of the EPC 01. It can be used to close ear clamps and low profile clamps

Trial

is a time-limited test version which includes all functions and features of the professional version for 30 days. After expiration, it is necessary to enter a license key generated by Oetiker to continue using EPC 01. The scope of functions depends on the purchased license key.

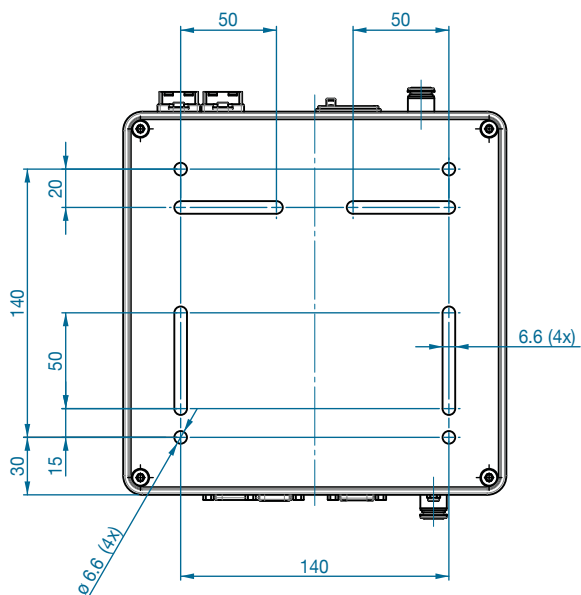
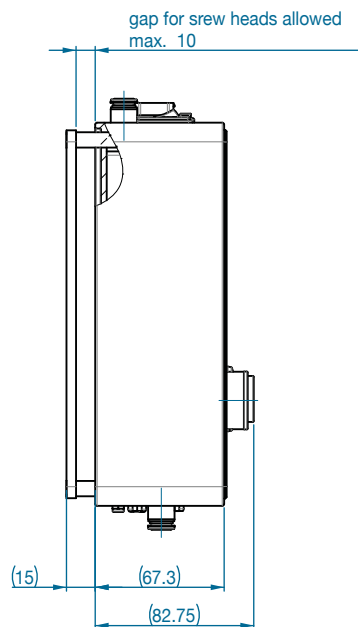
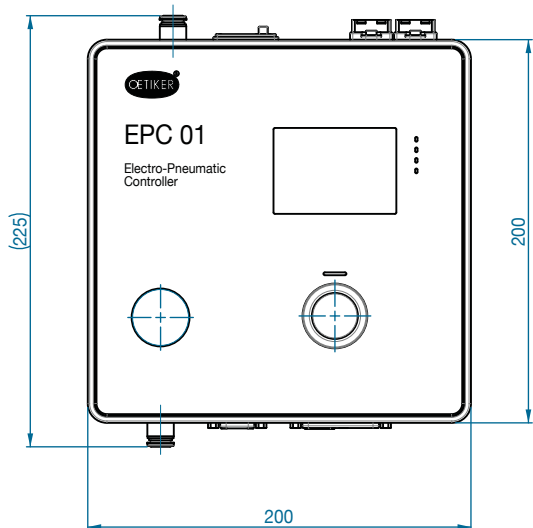
AC power versions

EPC 01 Version	Item No.	Software availability		
		without Industrial network	Industrial network	Trial
No communication	32000000	x		x
Profinet	32000001		x	x
Ethernet/IP	32000002		x	x
EtherCat	32000003		x	x

DC power versions

EPC 01 Version	Item No.	Software availability		
		without Industrial network	Industrial network	Trial
No communication	32000004	x		x
Profinet	32000005		x	x
Ethernet/IP	32000006		x	x
EtherCat	32000007		x	x

CONTROL UNIT

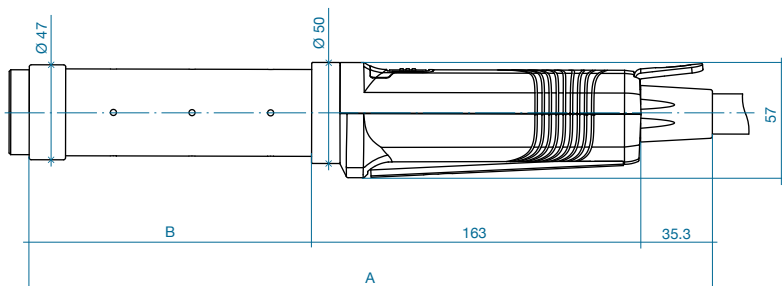


All dimensions are in millimeters (mm) unless otherwise noted

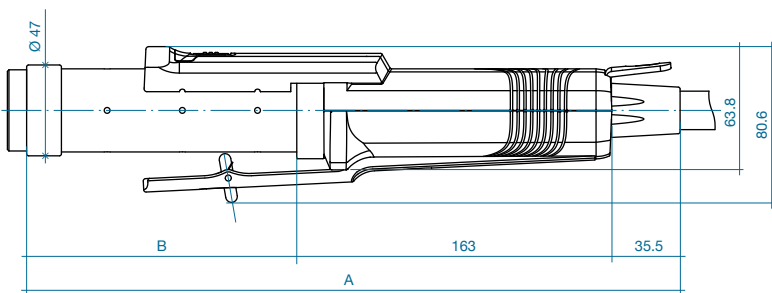
PINCER TYPES

HO 2000, 3000, 4000

HO Pincer Type	A (mm)	B (mm)
2000	299	101
3000	338	140
4000	377	179



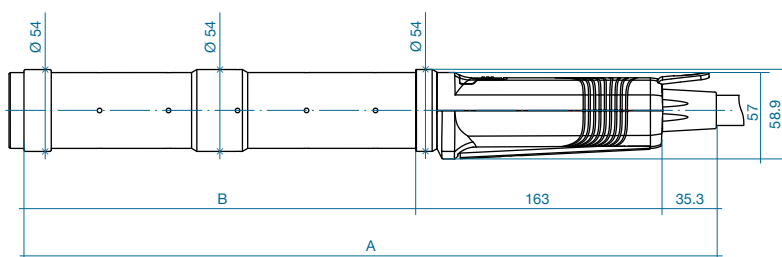
EL



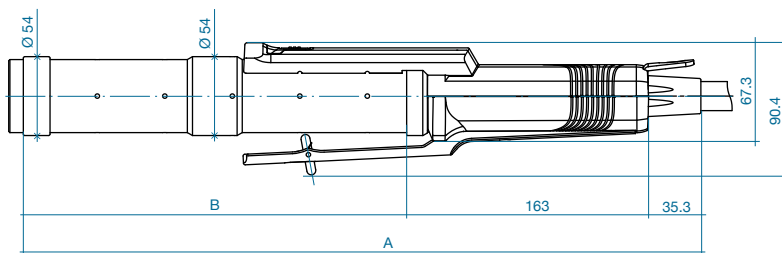
ELT

HO 5000, 7000

HO Pincer Type	A (mm)	B (mm)
5000	366	168
7000	457	259



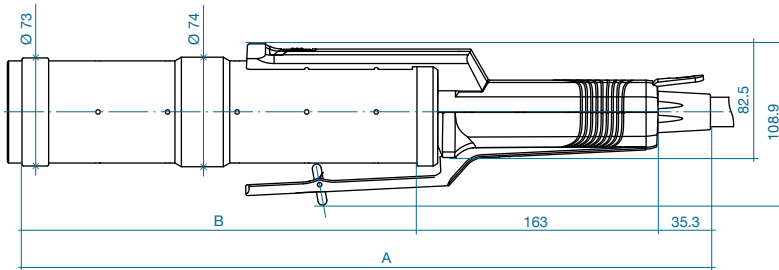
EL



ELT

PINCER TYPES

HO 10000



ELT

HO Pincer Type	A (mm)	B (mm)
10000	465	267

PINCER HEADS

Oetiker offers a wide range of different pincer heads to provide the right solution for your application. The following table provides you information about our standard heads. The table does not take into account special clamp dimensions and special pincer heads.

For more information please contact Oetiker sales.



Pincer Heads		Suitable for HO					
Jaw width (mm)	For ear width (mm)	2000	3000	4000	5000	7000	10000
5.5	≤7	x					
	8	x					
7.5	8	x	x				
	10	x	x				
	13		x	x			
10.2	8	x	x	x			
	10	x	x	x			
	13		x	x			
10.5	10				x	x	
	13				x	x	
14.5	13					x	x