

Hand Clamp Cutter

HCC 7000 | 609



Recommended for the Removal of genuine Oetiker Ear Clamps

Benefits


- Clear vision on application
- Easy heavy-duty ear clamp cutting
- Safest method of clamp removal
- Straight soft grip handles



Compound action cutting tools: maximum mechanical advantage for easier and safer use

Specially designed: for removing Oetiker Ear Clamps only

FEATURES



Hand Clamp Cutter

HCC 7000 | 609

TECHNICAL DATA OVERVIEW

HCC 7000

Model No.	HCC 7000 609
Item No.	14100609

Dimensions

Length	277 mm
Width	69 mm
Height	17 mm
Weight	498 g
Jaw width	10.7 mm
Opening gap	13.0 mm
Reference jaw force	7000 N

Oetiker Hand Clamp Cutters are designed to safely remove Oetiker Ear Clamps that can be closed with Oetiker HIP 7000 series Hand Installation Pincers or similar power tools. See applicable clamps section below for more details.

They are designed to deliver many cutting cycles without loss of performance, using the lowest practical cutting force.

! FOR CLAMP REMOVAL ONLY.

Orange grips distinguish Hand Clamp Cutters from the blue Hand Installation Pincers. High mechanical advantage makes clamp removal easier and reduces the risk of strain injury.


APPLICABLE CLAMPS

The Hand Clamp Cutter HCC 7000 | 609 will cut the below ear clamps up to the band width and thicknesses listed.

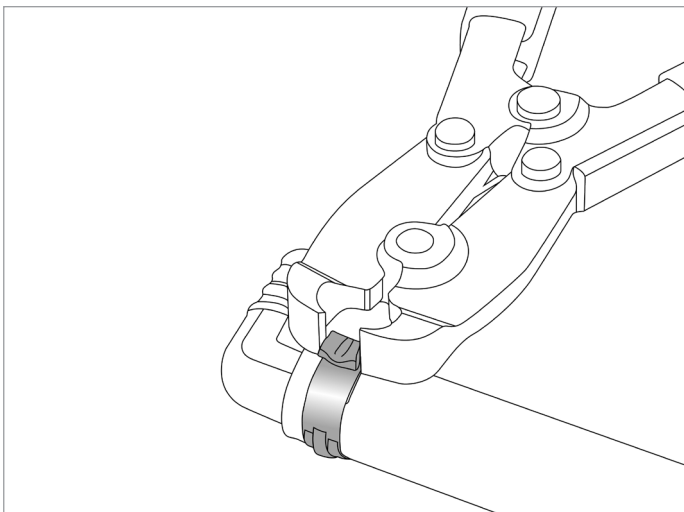
Stainless Steel Band/Steel Band

width x thickness

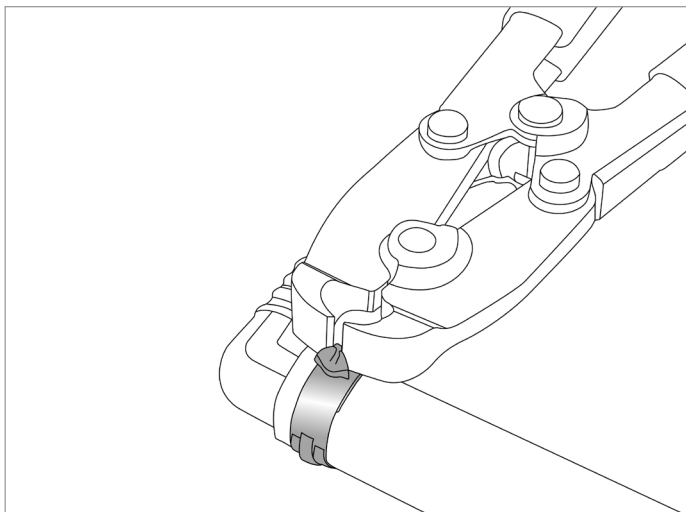
10 mm x 1.0 mm



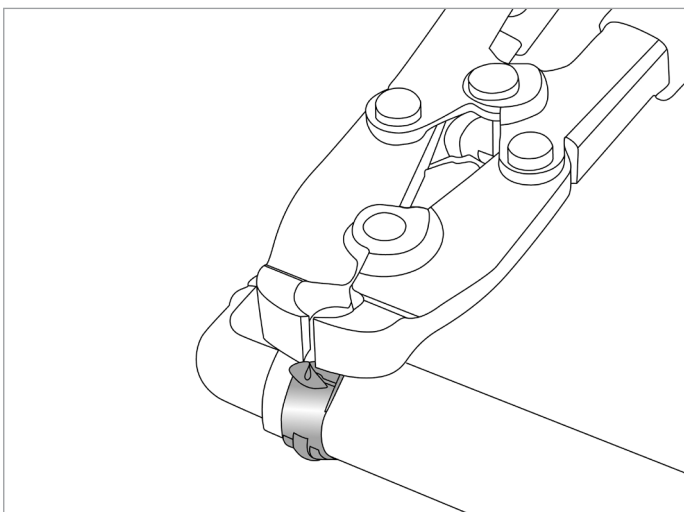
INSTRUCTION GUIDE



1. Place jaw tips on each side of clamp ear or single leg



2. Squeeze handles



3. Cut through and remove clamp

Caution must be observed with Hand Clamp Cutters. They can generate extreme forces. It is recommended that protective eye wear be worn when cutting clamps.

ALL PICTURES SHOWN ARE FOR ILLUSTRATION PURPOSE ONLY. ACTUAL PRODUCT MAY VARY DUE TO PRODUCT ENHANCEMENT.

! FOR CLAMP REMOVAL ONLY.