




MEASURE UP TO PLEASURE UP

First, print this page at 100% (works in color or black and white).
Do not scale to fit. To make sure you printed the **FitFinder** at 100%, place a credit or ID card in the box to the right. If it's an exact fit, you're ready to find **your** best fit.



1

GET ERECT

Cut out the **FitFinder**. Then relax, get yourself comfortable and make sure your penis is erect.



2

MEASURE UP

Wrap the FitFinder around the thickest part of your erect shaft, then line the boxes up with the dotted line - **X** marks the spot.

*Watch out for sharp edges and paper cuts!

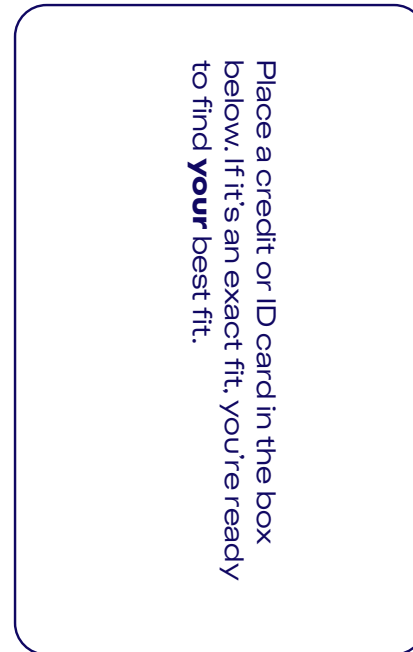


3

GET YOUR FIT

Make a note of your fit:
CLOSE, REGULAR, or **WIDE**.

Remember, this is just a recommendation.
Whichever condom fit **FEELS** right to you is always best.



Place a credit or ID card in the box below. If it's an exact fit, you're ready to find **your** best fit.

Scan the QR code to shop your size




CLOSE



REGULAR



WIDE



MEASURE HERE

FIT FINDER

CLOSE

REGULAR

WIDE