

Route Development Newsletter



February was another busy month at Keflavík Airport, as the year continues to unfold with steady traffic through Iceland's main gateway. A total of 477,833 passengers travelled through the airport in February, marking a 2.8% decrease compared to February last year but remaining in line with passenger forecast. In total, 946,892 passengers have travelled through KEF in the first two months of 2025.

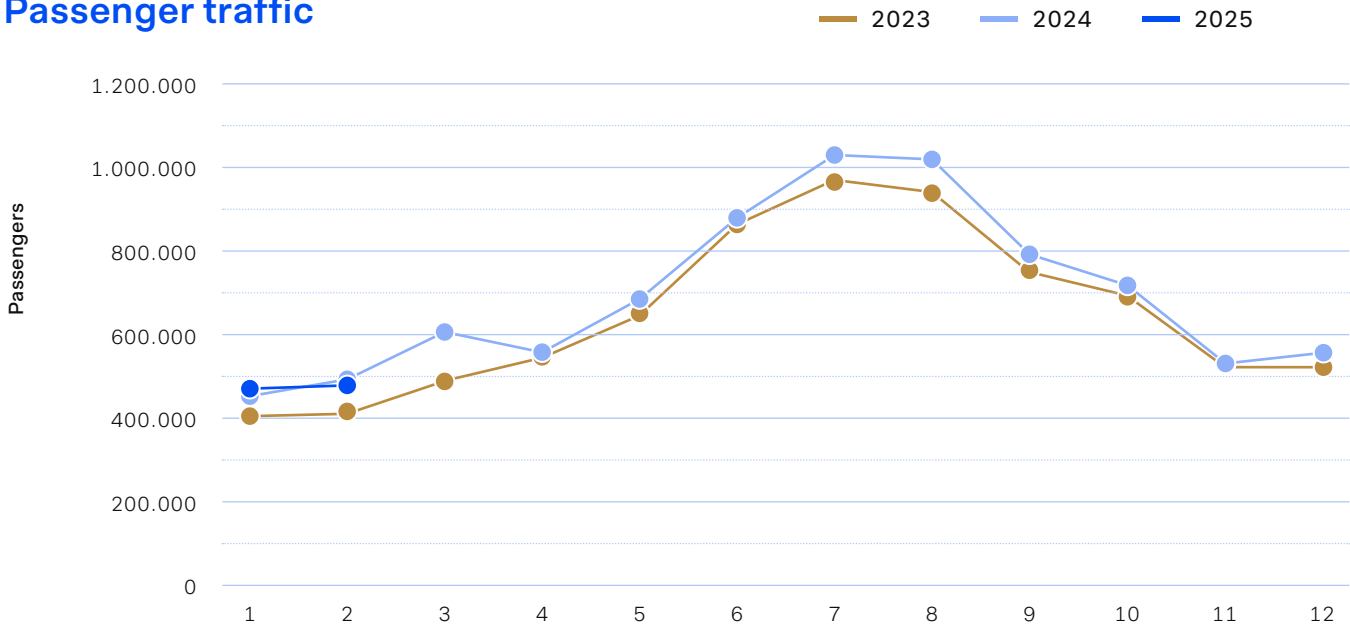
A total of 20 airlines operated flights to 65 destinations. The most popular destinations among guests were London, Copenhagen, Manchester, Paris, and Amsterdam.

According to the Icelandic Tourist Board, around 42 thousand Icelanders departed in February, representing a 12% increase compared to last year.

Departures of foreign visitors from KEF totalled 146,936, a 5.6% decrease from February last year.

The majority of foreign departures were accounted for by British travelers (28% of the total), followed by American guests (19%), Chinese visitors (5%), Dutch travelers (4%), and French guests (4%).

Passenger traffic



Passengers / Movements / Cargo

Passengers*

	February			Year to Date		
	2025	2024	2025 vs. 2024	2025	2024	2025 vs. 2024
To/From	383,318	393,683	-2.6%	714,480	719,385	-0.7%
Transfer	94,356	97,771	-3.5%	232,253	223,259	4.0%
Total	477,674	491,454	-2.8%	946,733	942,644	0.4%

*Commercial Flights

Movements




	February			Year to Date		
	2025	2024	2025 vs. 2024	2025	2024	2025 vs. 2024
Commercial Flights	3,299	3,419	-3.5%	6,714	6,905	-2.8%
Cargo	159	162	-1.9%	330	332	-0.6%
Other Flights	203	241	-15.8%	448	548	-18.2%
Total	3,661	3,822	-4.2%	7,492	7,785	-3.8%

Cargo

	February			Year to Date		
	2025	2024	2025 vs. 2024	2025	2024	2025 vs. 2024
Freight (t)	5,119	5,153	-0.7%	10,286	10,010	2.8%
Mail (t)	81	99	-18.2%	160	184	-13.0%
Total (t)	5,200	5,252	-1.0%	10,446	10,194	2.5%

Network development

Airline Departures	Week 5 1 - 2 Feb	Week 6 3 - 9 Feb	Week 7 10 - 16 Feb	Week 8 17 - 23 Feb	Week 9 24 - 28 Feb	Total
Air Baltic	1	1	1	1		4
Air Greenland	1	2	0	3	1	7
Atlantic Airways		2	2	2	2	8
Austrian	1	1	1	1		4
British Airways	2	9	9	9	6	35
EasyJet	15	42	46	50	31	184
Edelweiss	1	1	2	2	1	7
Eurowings	1	1	1	1		4
Finnair	2	7	7	7	5	28
Icelandair	51	191	224	232	155	853
JET2.Com		6	8	8	6	28
Lufthansa	2	3	3	3	2	13
Neos	1	4	4	4	3	16
Norwegian			2	2	1	5
Play	20	68	80	81	57	306
SAS	1	10	11	10	9	41
Transavia	2	4	7	7	5	25
Transavia France	1	1	2	2	1	7
Tui Airways	2	4	4	4	2	16
Wizz Air	4	14	14	14	10	56
Grand Total	108	371	428	443	297	1,647

-  **Grétar Már Garðarsson**
Director of Airline Relations & Route Development
-  **Adda Malín Vilhjálmsdóttir**
Key Account Manager Airline Relations & Route Development
-  **Stefanía Júlíusdóttir**
Key Account Manager Airline Relations & Route Development