

KEF KEFLAVÍK
AIRPORT

Route Development Newsletter



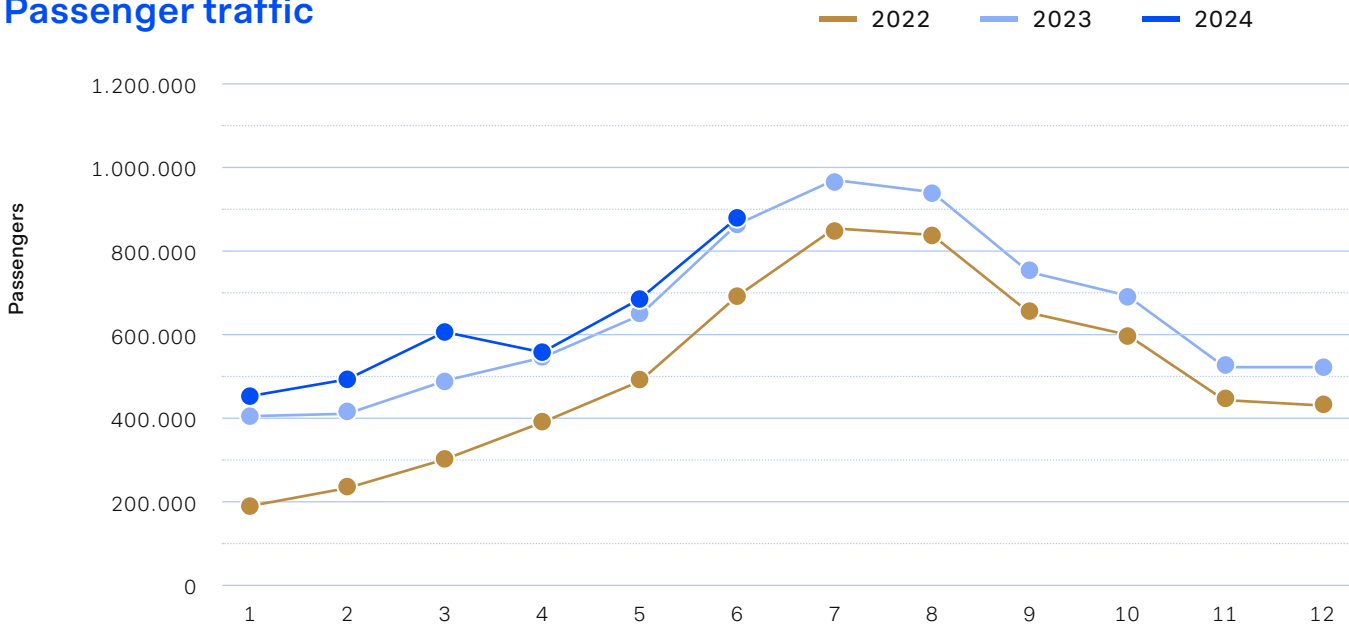
June was a busy month at KEF with close to 875 passengers, a 1,6% increase compared to June last year.

25 airlines flew to 79 destinations, with New York, London and Copenhagen on the top with most passengers.

Air Canada resumed flights from Toronto and Montréal this month and has increased their flights from 7x weekly to 10x weekly in total.

The departures of foreign guests were 212 thousand, which is a 9% decrease from June last year. Most departures in June among foreign guests were US citizens (38%) followed by German (7%), British (5%), Polish (4%), and Canadian citizens (4%).

Passenger traffic



Passengers / Movements / Cargo

Passengers*

	June			Year to Date		
	2024	2023	2024 vs. 2023	2024	2023	2024 vs. 2023
To/From	565.038	584.970	-3,4%	2.536.516	2.509.752	1,1%
Transfer	309.926	276.160	12,2%	1.125.400	837.910	34,3%
Total	874.964	861.130	1,6%	3.661.916	3.347.662	9,4%

*Commercial Flights

Movements




	June			Year to Date		
	2024	2023	2024 vs. 2023	2024	2023	2024 vs. 2023
Commercial Flights	5.868	5.579	5,2%	25.284	22.482	12,5%
Cargo	124	184	-32,6%	920	1.136	-19,0%
Other Flights	417	646	-35,4%	2.065	2.488	-17,0%
Total	6.409	6.409	0,0%	28.269	26.106	8,3%

Cargo

	June			Year to Date		
	2024	2023	2024 vs. 2023	2024	2023	2024 vs. 2023
Freight (t)	4.161	4.796	-13,2%	27.765	29.440	-5,7%
Mail (t)	151	63	139,7%	686	490	40,0%
Total (t)	4.312	4.859	-11,3%	28.451	29.930	-4,9%

Network development

Airline Departures	Week 22 1 - 2 June	Week 23 3 - 9 June	Week 24 10 - 16 June	Week 25 17 - 23 June	Week 26 24 - 30 June	Total
Air Baltic		3	3	3	4	13
Air Canada	3	10	10	10	10	43
Air Greenland	1	3	2			6
Atlantic Airways		3	3	3	3	12
Austrian Airlines	2	5	5	4	5	21
British Airways	2	6	5	6	7	26
Delta	5	19	19	19	19	81
easyJet	5	15	15	14	11	60
Edelweiss	1	3	3	3	4	14
Eurowings	1	5	5	5	5	21
Finnair	2	9	9	9	10	39
Iberia Express	1	2	2	2	3	10
Icelandair	109	385	399	409	422	1.724
Lufthansa	3	8	9	10	10	40
Neos		4	5	5	5	19
Norwegian	1	3	3	3	3	13
Play	31	122	124	125	126	528
SAS	4	14	14	13	19	64
Transavia France	2	4	4	4	4	18
Transavia Holland	1	4	4	4	5	18
United	4	14	12	14	13	57
Vueling				1	1	2
Wizz Air	4	20	18	21	20	83
West Jet	1	5	4	4	4	18
Grand Total	183	666	677	691	713	2.930

-  **Grétar Már Garðarsson**
Director of Airline Relations & Route Development
-  **Adda Malín Vilhjálmsdóttir**
Key Account Manager Airline Relations & Route Development
-  **Stefanía Júlíusdóttir**
Key Account Manager Airline Relations & Route Development