

October 2024

KEF KEFLAVÍK
AIRPORT

Route Development Newsletter



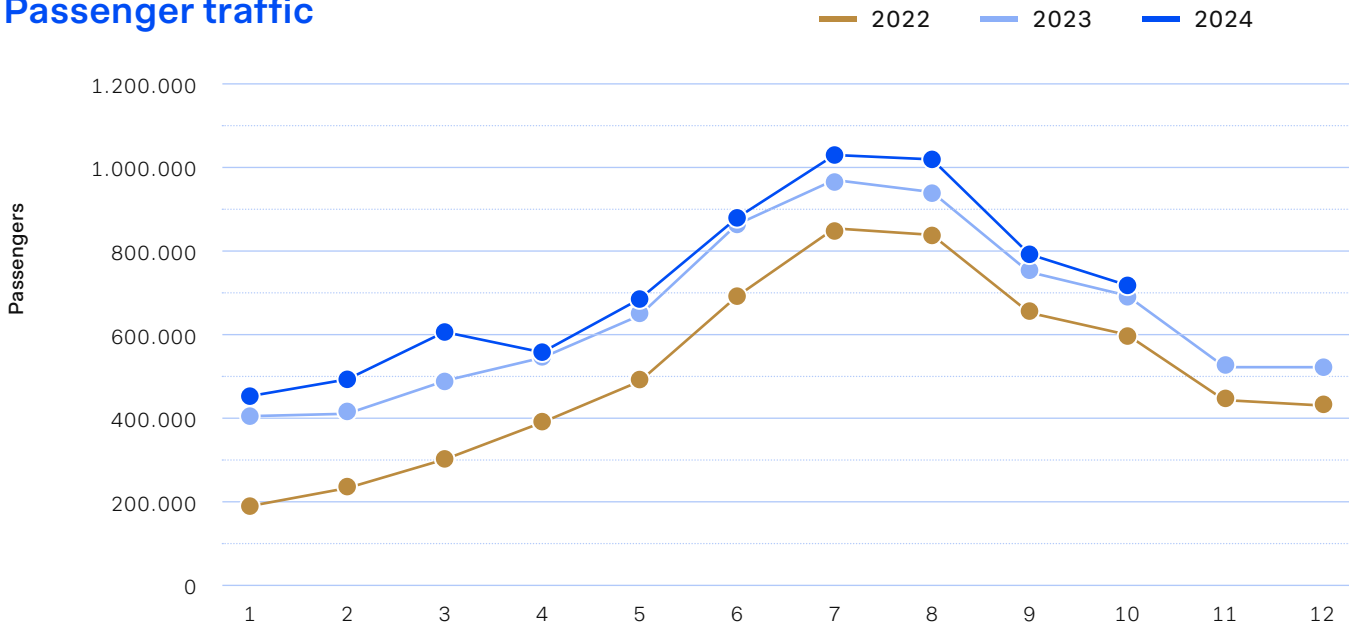
The last month of the summer season was great at Keflavík Airport (KEF), with 714,992 guests passing through the airport, this a +3.3% increase from the same month last year.

A total of 24 airlines flew to 82 destinations. The most popular destinations were London, New York, Copenhagen, Paris, and Amsterdam.

Departures of foreign guests from KEF were 213,000. This is nearly 10,000 more than in October last year. Since the beginning of the year, nearly two million foreign guests have departed from Iceland, representing a 4.9% increase compared to the same period last year.

Keflavík Airport Route Development team travelled to Bahrain to attend Routes World to meet with airlines and airports around the world and connect with our partners and colleagues

Passenger traffic



Passengers / Movements / Cargo

Passengers*

	October			Year to Date		
	2024	2023	2024 vs. 2023	2024	2023	2024 vs. 2023
To/From	522,502	511,646	2.1%	4,946,297	4,891,061	1.1%
Transfer	192,490	180,359	6.7%	2,267,203	1,817,027	24.8%
Total	714,992	692,005	3.3%	7,213,500	6,708,088	7.5%

*Commercial Flights

Movements




	October			Year to Date		
	2024	2023	2024 vs. 2023	2024	2023	2024 vs. 2023
Commercial Flights	4,606	4,540	1.5%	48,177	44,359	8.6%
Cargo	176	181	-2.8%	1,533	1,867	-17.9%
Other Flights	373	418	-10.8%	3,668	4,443	-17.4%
Total	5,155	5,139	0.3%	53,378	50,669	5.3%

Cargo

	October			Year to Date		
	2024	2023	2024 vs. 2023	2024	2023	2024 vs. 2023
Freight (t)	6,015	5,306	13.4%	47,121	49,257	-4.3%
Mail (t)	168	90	86.7%	1,308	815	60.5%
Total (t)	6,183	5,396	14.6%	48,429	50,072	-3.3%

Network development

Airline Departures	Week 40 1 - 6 Oct	Week 41 7 - 13 Oct	Week 42 14 - 20 Oct	Week 43 21 - 27 Oct	Week 44 28 - 31 Oct	Total
Air Baltic	2	3	3	4	1	13
Air Canada	6	2				8
Air Greenland	3	1	2	1		7
Atlantic Airways	1	2	3	2	1	9
Austrian Airlines	4	5	5	5		19
British Airways	6	7	7	8	4	32
Delta	10	12	12	10		44
easyJet	13	15	15	18	17	78
Edelweiss	2	2	2	2	1	9
Finnair	9	9	10	8	4	40
Iberia Express	2	2	2	2		8
Icelandair	276	292	294	287	136	1,285
Jet2.com	6	9	8	8	6	37
Lufthansa	9	10	8	10	1	38
Neos	6	4	5	4	4	23
Norwegian	3	3	3	2		11
Play	87	98	102	100	48	435
SAS	12	14	14	12	6	58
Transavia France	2	3	5	5	1	16
Transavia Holland	3	5	4	4	2	18
United	3	4	4	4		15
Wizz Air	16	20	20	19	9	84
West Jet	2	2				4
Grand Total	483	524	528	515	241	2,291

-  **Grétar Már Garðarsson**
Director of Airline Relations & Route Development
-  **Adda Malín Vilhjálmsdóttir**
Key Account Manager Airline Relations & Route Development
-  **Stefanía Júlíusdóttir**
Key Account Manager Airline Relations & Route Development