

Route Development Newsletter



A total of 469,059 passengers made their way through Keflavík Airport in January.

The new year took off at full speed, setting the stage for an exciting and action-packed year at the airport. According to [KEF's passenger forecast](#) for the year, nearly 8.4 million passengers are expected to pass through the airport in 2025.

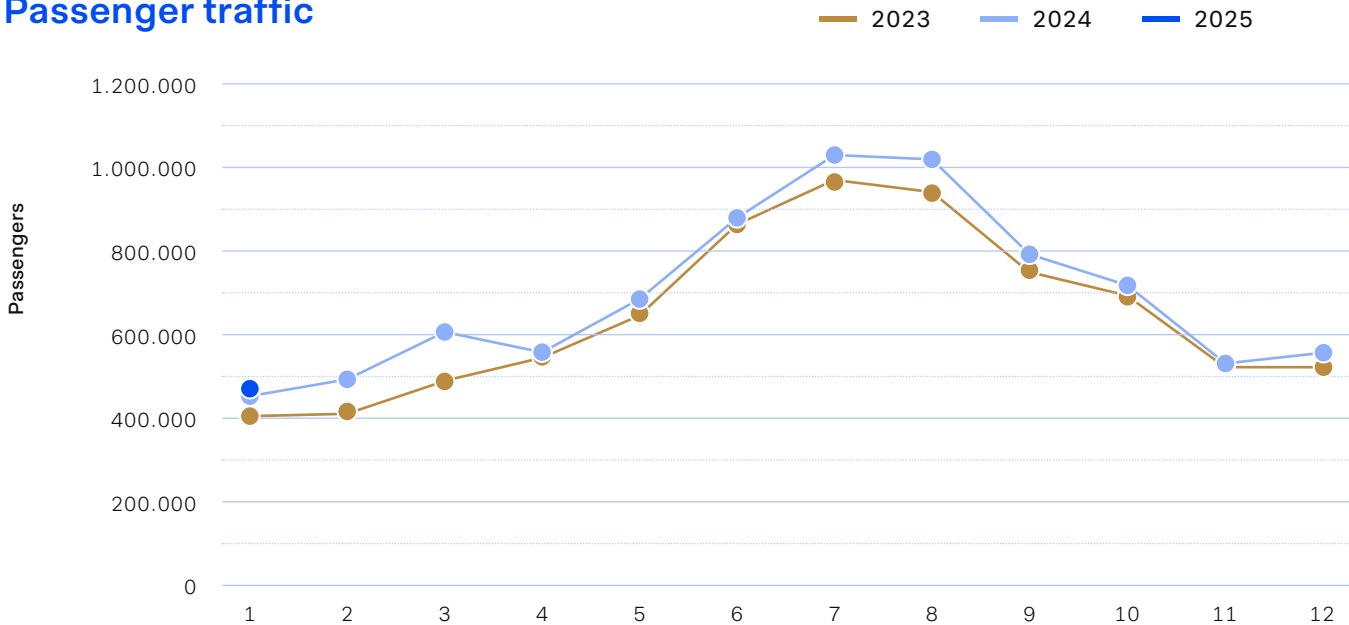
In January, a total of 469,059 passengers travelled through the airport, marking a 4% increase compared to January last year.

A total of 17 airlines operated flights to 65 destinations. The most popular destinations were London, Copenhagen, New York, Manchester, and Paris.

According to the numbers from the [Icelandic Tourist Board](#), around 48,000 Icelanders departed in January and departures of foreign visitors from KEF were 121,000.

The majority of foreign departures were accounted for by Americans (27% of the total), followed by British travellers (17%), Chinese visitors (8%), Germans (6%), and French travellers (5%).

Passenger traffic



Passengers / Movements / Cargo

Passengers*

	January		
	2025	2024	2025 vs. 2024
To/From	331,162	325,702	1.7%
Transfer	137,897	125,488	9.9%
Total	469,059	451,190	4.0%

*Commercial Flights

Movements




	January		
	2025	2024	2025 vs. 2024
Commercial Flights	3,415	3,486	-2.0%
Cargo	171	170	0.6%
Other Flights	245	307	-20.2%
Total	3,831	3,963	-3.3%

Cargo

	January		
	2025	2024	2025 vs. 2024
Freight (t)	5,167	4,857	6.4%
Mail (t)	79	85	-7.1%
Total (t)	5,246	4,942	6.2%

Network development

Airline Departures	Week 1 1 - 5 Jan	Week 2 6 - 12 Jan	Week 3 13 - 19 Jan	Week 4 20 - 26 Jan	Week 5 27 - 31 Jan	Total
Air Baltic	2	1	1	1		5
Air Greenland		1	2	2	1	6
Atlantic Airways		1	2	2	2	7
British Airways	6	8	8	6	4	32
EasyJet	33	42	34	35	23	167
Edelweiss	2	1	1	1		5
Eurowings				1		1
Finnair	5	7	7	7	5	31
Icelandair	187	218	212	212	132	961
JET2.Com					2	2
Lufthansa	2	3	3	3	1	12
Neos	3	2	1	2	2	10
Play	66	75	74	73	47	335
SAS	14	6	4	4	5	33
Transavia	4	3	3	4	1	15
Transavia France	4	2	2	2	1	11
Tui Airways	4	4	4	4	2	18
Wizz Air	10	15	14	14	9	62
Grand Total	342	389	372	373	237	1,713

-  **Grétar Már Garðarsson**
Director of Airline Relations & Route Development
-  **Adda Malín Vilhjálmsdóttir**
Key Account Manager Airline Relations & Route Development
-  **Stefanía Júlíusdóttir**
Key Account Manager Airline Relations & Route Development