

KEF KEFLAVÍK
AIRPORT

Route Development Newsletter



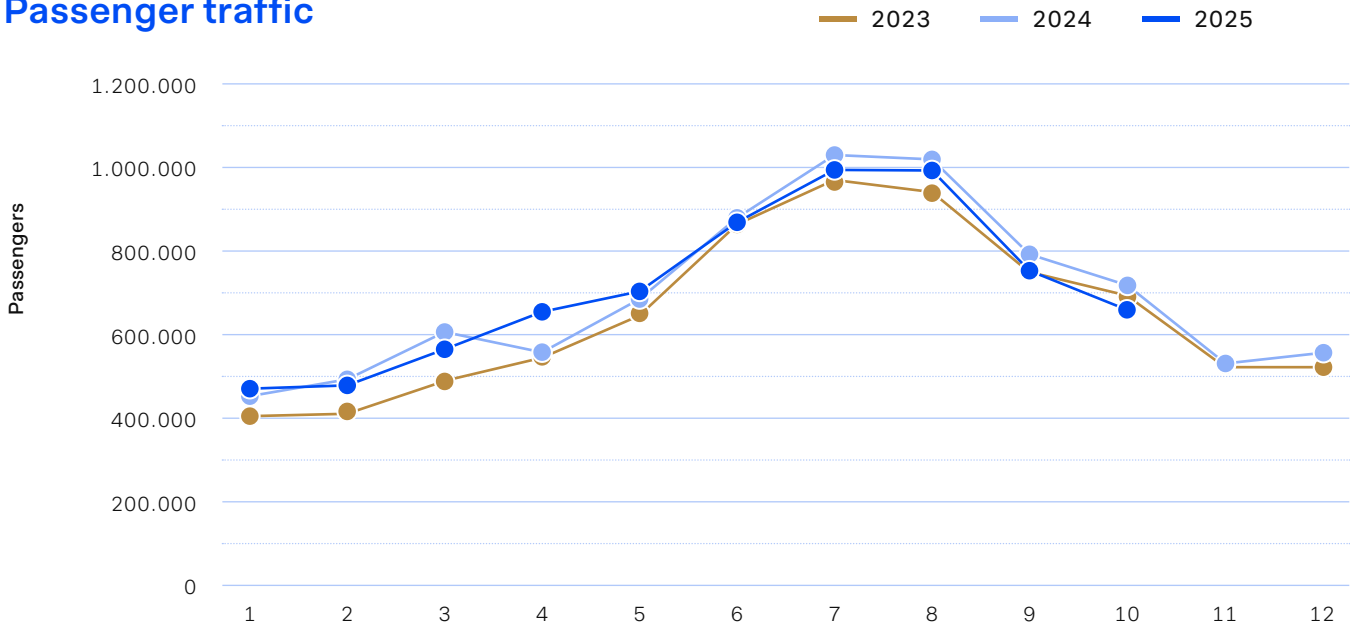
October was an eventful month at Keflavík Airport, and towards the end of the month, unusually heavy snowfall affected flights departing from Iceland. A total of 655,572 guests passed through the airport, 8.3% fewer than in October of the previous year.

In total, 26 airlines operated direct flights to 67 destinations from KEF in October. The most popular destinations were London, Copenhagen, New York, Amsterdam, and Paris.

According to the Icelandic Tourist Board, the departures of Icelanders numbered around 56,000 in October, a 3% increase compared to October 2024.

Departures of foreign guests from the country totalled about 200,000 in October, which is 6.2% fewer than in October 2024. The largest group was Americans, accounting for around 53,000 departures (27% of all foreign departures), followed by British travellers with 23,000 (12%), Chinese with nearly 15,000 (7%), Germans with about 13,000 (7%), and French with just over 7,000 (4%).

Passenger traffic



Passengers / Movements / Cargo

Passengers*

	October			Year to Date		
	2025	2024	2025 vs. 2024	2025	2024	2025 vs. 2024
To/From	494,646	522,502	-5.3%	5,200,513	4,946,297	5.1%
Transfer	160,886	192,490	-16.4%	1,922,346	2,267,203	-15.2%
Total	655,532	714,992	-8.3%	7,122,859	7,213,500	-1.3%

*Commercial Flights

Movements




	October			Year to Date		
	2025	2024	2025 vs. 2024	2025	2024	2025 vs. 2024
Commercial Flights	4,048	4,606	-12.1%	47,319	48,177	-1.8%
Cargo	148	176	-15.9%	1,489	1,533	-2.9%
Other Flights	382	373	2.4%	3,674	3,671	0.1%
Total	4,578	5,155	-11.2%	52,482	53,381	-1.7%

Cargo

	October			Year to Date		
	2025	2024	2025 vs. 2024	2025	2024	2025 vs. 2024
Freight (t)	5,487	6,015	-8.8%	51,454	47,664	8.0%
Mail (t)	75	168	-55.4%	870	1,309	-33.5%
Total (t)	5,562	6,183	-10.0%	52,324	48,973	6.8%

Network development

Airline Departures	Week 40 1-5 Oct	Week 41 6-12 Oct	Week 42 13-19 Oct	Week 43 20-26 Oct	Week 44 27-31 Oct	Total
Air Baltic	2	3	4	3	1	13
Air Canada	5	2				7
Air Greenland	2		2	2	1	7
Atlantic Airways	1	3	2	2	4	12
Austrian	2	3	3	3		11
British Airways	5	6	6	7	5	29
Delta	7	10	10	11		38
Discover	1	3	2	2	2	10
EasyJet	15	18	19	22	24	98
Edelweiss	1	2	2	2	1	8
Finnair	6	7	7	8	5	33
Iberia Express	2	2	2	2		8
Icelandair	256	348	343	334	163	1,444
LOT Polish Airlines	3	4	4	3	3	17
Lufthansa	5	7	7	8	2	29
Neos	5	6	5	5	5	26
Norwegian	2	3	3	2		10
SAS	11	17	17	15	7	67
Transavia	4	5	5	5	3	22
Transavia France					2	2
WestJet	2	4	2			8
Wizz Air	15	19	18	17	12	81
Grand Total	352	472	463	453	240	1,980

-  **Grétar Már Garðarsson**
Director of Airline Relations & Route Development
-  **Adda Malín Vilhjálmsdóttir**
Key Account Manager Airline Relations & Route Development
-  **Stefanía Júlíusdóttir**
Key Account Manager Airline Relations & Route Development