

Route Development Newsletter



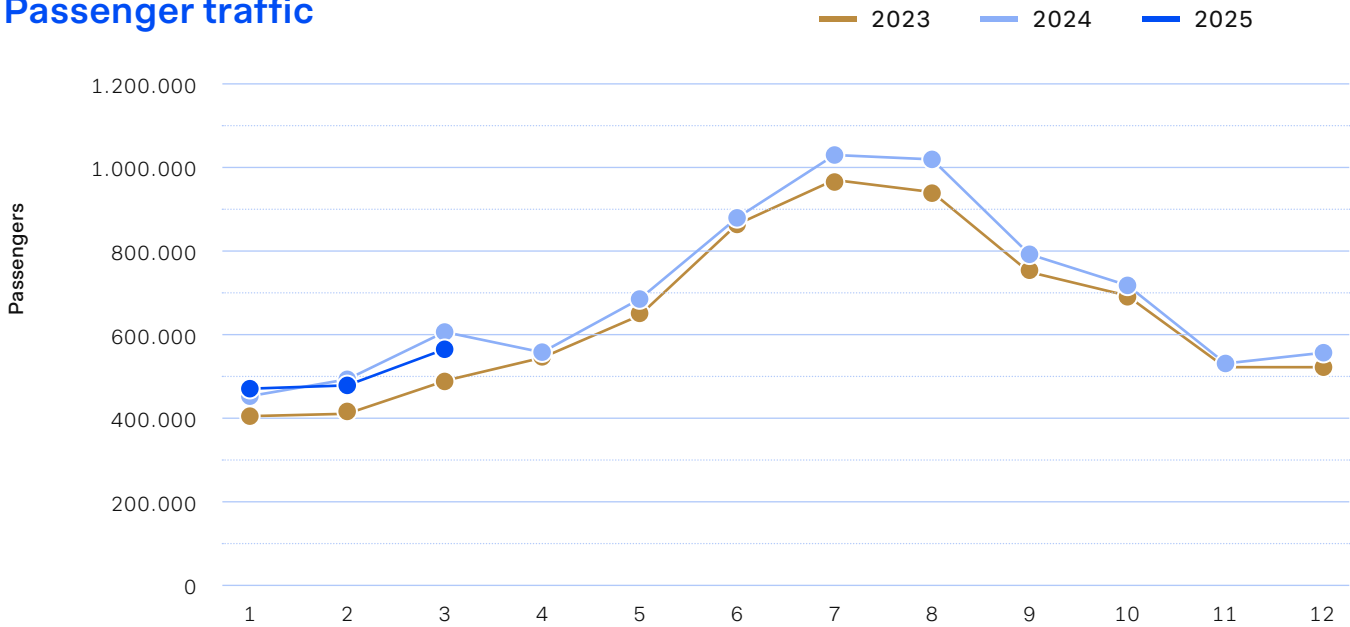
563,376 passengers made their way through Keflavík Airport in March, marking -6,8% decrease compared to March last year, worth noting that easter traffic was in March last year compared to April this year.

In total over 1.5 million passengers have travelled through KEF Airport in the first quarter of the year, which is similar to same period last year.

In March, 20 airlines operated flights to/from 66 destinations. The most popular destination in number of passengers are London, Copenhagen, Paris, New York and Amsterdam.

This month the route development team at KEF travelled to Routes Asia in Perth, Australia. This is the second time the team attends Routes Asia in line with the aim of getting a direct service between Iceland and Asia. The conference brings us one step closer to that goal.

Passenger traffic



Passengers / Movements / Cargo

Passengers*

	March			Year to Date		
	2025	2024	2025 vs. 2024	2025	2024	2025 vs. 2024
To/From	422,089	457,808	-7.8%	1,136,569	1,177,193	-3.5%
Transfer	141,287	146,888	-3.8%	373,540	370,147	0.9%
Total	563,376	604,696	-6.8%	1,510,109	1,547,340	-2.4%

*Commercial Flights

Movements




	March			Year to Date		
	2025	2024	2025 vs. 2024	2025	2024	2025 vs. 2024
Commercial Flights	3,829	4,007	-4.4%	10,543	10,912	-3.4%
Cargo	163	151	7.9%	493	483	2.1%
Other Flights	278	341	-18.5%	726	889	-18.3%
Total	4,270	4,499	-5.1%	11,762	12,284	-4.2%

Cargo

	March			Year to Date		
	2025	2024	2025 vs. 2024	2025	2024	2025 vs. 2024
Freight (t)	5,316	4,648	14.4%	15,602	14,658	6.4%
Mail (t)	92	108	-14.8%	252	292	-13.7%
Total (t)	5,408	4,756	13.7%	15,854	14,950	6.0%

Network development

Airline Departures	Week 9 1 Mar	Week 10 2 - 8 Mar	Week 11 9 - 15 Mar	Week 12 16 - 22 Mar	Week 13 23 - 29 Mar	Week 14 30 - 31 Mar	Total
Air Baltic	1	1	2	2	1		7
Air Greenland	0	1	2	1	1		5
Atlantic Airways		2	2	2	2	1	9
Austrian	1	1	1	1	1		5
British Airways	3	9	9	7	8	1	37
Delta					1	1	2
EasyJet	12	45	40	43	40	2	182
Edelweiss	1	2	2	2	2		9
Eurowings	1	1	1	1			4
Finnair	2	6	7	7	6	1	29
Icelandair	71	232	229	236	239	36	1,043
JET2.Com	2	8	8	8	8	2	36
Lufthansa	1	3	3	3	2	1	13
Neos		2	3	4	4	1	14
Norwegian	1	2	2	2	2		9
Play	25	83	80	84	82	13	367
SAS	1	10	9	10	10	2	42
Transavia	1	8	7	7	7	1	31
Transavia France	1	2	2	2	2		9
Wizz Air	4	14	14	14	15		61
Grand Total	128	432	423	436	433	62	1,914

-  **Grétar Már Garðarsson**
Director of Airline Relations & Route Development
-  **Adda Malín Vilhjálmsdóttir**
Key Account Manager Airline Relations & Route Development
-  **Stefanía Júlíusdóttir**
Key Account Manager Airline Relations & Route Development