

**KEF** KEFLAVÍK  
AIRPORT

# Route Development Newsletter



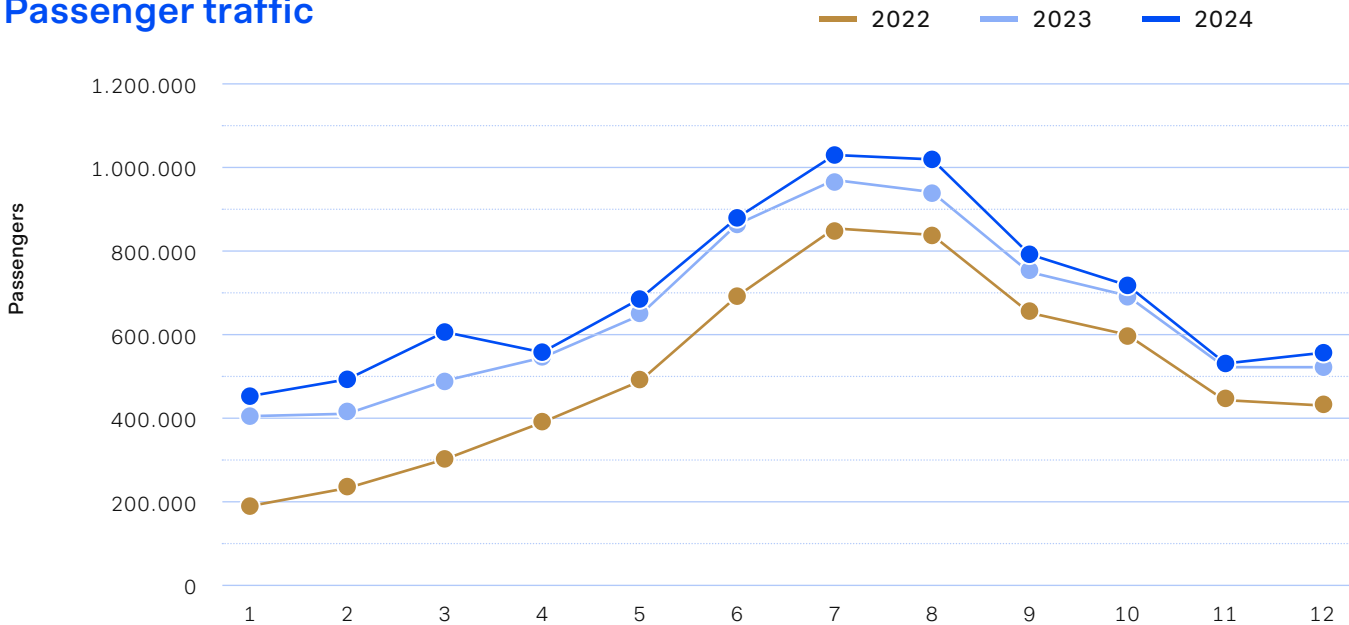
The last month of the year season was great at Keflavík Airport (KEF), with 552 thousand passengers going through the airport, this a +4% increase from the same month last year. That means that the year ended with close to 8.3 million passengers, compared to 7.75 million last year, that's a whopping 7% increase between years.

Movements at the airport more than last year, driven by increase in commercial flights. Cargo freight less between 2024 and 2023 but mail has grown by 56%

A total of 18 airlines flew to 66 destinations. The most popular destinations were London, Copenhagen, New York, Manchester and Paris.

Departures of foreign guests from KEF were 141,448 in December. For the whole year, over 2.26 million foreign passengers have departed from Iceland, representing a 2,2% increase compared to the year before.

Passenger traffic



Passengers / Movements / Cargo

Passengers\*

	December			Year to Date		
	2024	2023	2024 vs. 2023	2024	2023	2024 vs. 2023
To/From	380,417	353,345	7.7%	5,712,824	5,619,201	1.7%
Transfer	172,198	165,894	3.8%	2,582,700	2,130,118	21.2%
Total	552,615	519,239	6.4%	8,295,524	7,749,319	7.0%

\*Commercial Flights

Movements




	December			Year to Date		
	2024	2023	2024 vs. 2023	2024	2023	2024 vs. 2023
Commercial Flights	3,672	3,856	-4.8%	55,377	52,085	6.3%
Cargo	166	161	3.1%	1,867	2,217	-15.8%
Other Flights	303	342	-11.4%	4,307	5,089	-15.4%
Total	4,141	4,359	-5.0%	61,551	59,391	3.6%

Cargo

	December			Year to Date		
	2024	2023	2024 vs. 2023	2024	2023	2024 vs. 2023
Freight (t)	5,405	5,223	3.5%	58,220	59,962	-2.9%
Mail (t)	136	112	21.4%	1,608	1,033	55.7%
Total (t)	5,541	5,335	3.9%	59,828	60,995	-1.9%

Network development

Airline Departures	Week 48 1 Dec	Week 49 2 - 8 Dec	Week 50 9 - 15 Dec	Week 51 16 - 22 Dec	Week 52 23 - 29 Dec	Week 1 30 - 31 Dec	Total
Air Baltic	1	2	2	2	2		9
Air Greenland	1	1	1	2			5
Atlantic Airways		2	2	2	1		7
British Airways	2	9	9	9	9	2	40
easyJet	7	42	42	48	47	15	201
Edelweiss		1	1	1	1		4
Finnair	1	7	7	5	7	2	29
Icelandair	38	235	235	236	254	53	1,051
Jet2.com		4	4	2			10
Lufthansa	1	3	3	3	3	1	14
Neos		2	2		3		7
Play	13	75	75	72	82	21	338
SAS		4	4	7	16	3	34
Transavia France		4	1	2	2	2	11
Transavia Holland	1	1	4	4	5	1	16
TUI					4	2	6
Wizz Air	1	14	14	14	15	5	63
Grand Total	66	406	406	409	451	107	1,845

-  **Grétar Már Garðarsson**  
Director of Airline Relations & Route Development
-  **Adda Malín Vilhjálmsdóttir**  
Key Account Manager Airline Relations & Route Development
-  **Stefanía Júlíusdóttir**  
Key Account Manager Airline Relations & Route Development