

Loving

NOVEMBER DECEMBER 2024 • Issue 39

HO HO HO HOME

Cosy up this **CHRISTMAS,**

Enjoy a classic Christmas in a timeless home
with the warmth of our new collection.

In the Spotlight

ALIZARIN

Deep and moody yet
refreshingly warm.

Style it YOUR way this Christmas • Cosy GIFTING • Songs to DECORATE TO • Loving Your HOMES



Check out our CINNAMON AND CHOCOLATE COOKIES RECIPE on page 28

Trend TALK

“As we head into December, we remind ourselves that it’s not only our hearts we open up at Christmas time, but also our homes.”

JAMES / SENIOR BRAND MANAGER



The nights draw in, the distant jingle of bells sounding in the distance... we can’t believe the festive season descends upon us so soon. As we head into December, we remind ourselves that it’s not only our hearts we open up at Christmas time, but also our homes. As we’ve curated our final edition for Loving Home magazine in 2024 we explore interior design ideas to capture that cosy feeling, our favourite festive looks from years past. And some shop the look edits to get that guest room ready, welcoming your loved ones into your homes this season.

Did you see us in the press this month?! Our Design and Colour of the Year 2025 launches received accolade from the interiors press affirming our decadent Elderton paint hue as our Colour of the Year. And of course, our striking

Rivington Folly Wallpaper & Mural. We have LOVED seeing how you bring these beautiful products into your schemes at home, if you haven’t already tag @grahamandbrown so we can lust over your home!

This year we also welcomed Iona Graham into the business as our Social & Community manager, marking a new milestone as the fourth generation of family step into the business.

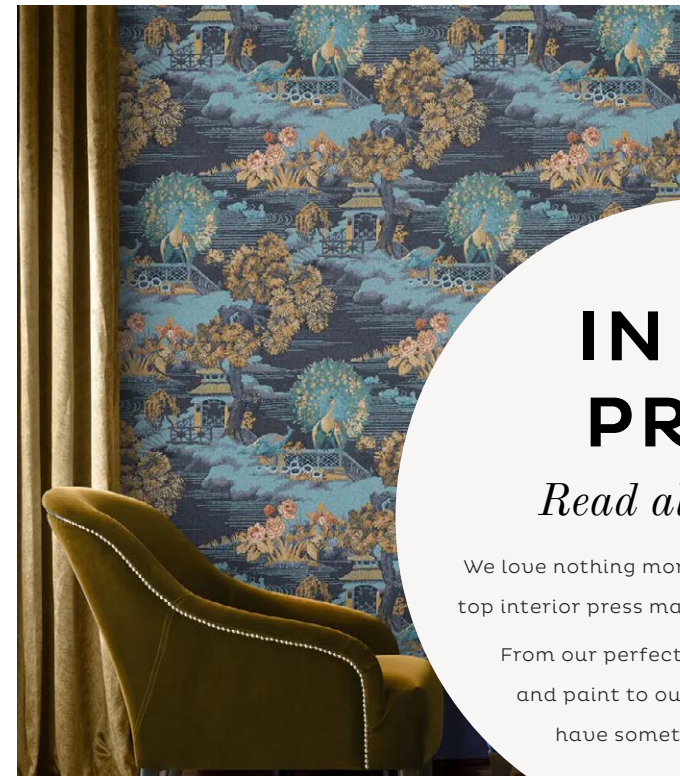
2024 has been an incredible year, and we’d like to thank you, the Graham & Brown community for making it so great. Seeing our product help you create your loving homes is the magic that keeps inspiring us each and every day. See you next year!

In this ISSUE

TREND TALK	3
<i>Cosy up this Christmas:</i> BODENHAM	6
<i>Shop the Looks</i>	8
<i>Style it your way:</i> 4 CHRISTMAS LOOKS	12
<i>Keep warm for Winter:</i> BLACKOUT CURTAINS & BLINDS	16
<i>In the Spotlight:</i> ALIZARIN	18
<i>On the sofa with:</i> CLARISSA HULSE	20
<i>DIY:</i> GET CREATIVE THIS CHRISTMAS	22
COSY GIFTING ~ <i>Be Inspired!</i>	24
RECIPE FOR LOVE	28
SONGS TO DECORATE TO	30
LOVING YOUR HOMES	31




RIVINGTON FOLLY DUSK BESPOKE MURAL
IDEAL HOME (UK)



EDO TOILE NAVY WALLPAPER
APARTMENTTHERAPY.COM (UK)



ELBERTON PAINT
HOUSE BEAUTIFUL (UK)



In The Press

ELBERTON PAINT
LIVING ETC (UK)

IN THE PRESS

Read all about us!

We love nothing more than leafing through the
top interior press magazines and being inspired!

From our perfectly partnered wallpaper
and paint to our stunning murals, we
have something for everyone!



RIVINGTON FOLLY FIREWORK WALLPAPER
HOMES & GARDENS (UK)



Cosy up this **CHRISTMAS!**

In September we launched the incredible Bodenham Wall Mural, this showstopping tapestry effect mural creates a heritage style feel of a timeless archival masterpiece. Whilst we may have the urge to redecorate each season, the Bodenham design story leans into an evergreen style house and will stand the test of time. Did you know that you can choose the paper type when ordering your Bespoke Mural? We particularly love our Fabric Effect paper type that really leans into the tapestry effect of the design.

The hand painted design is sure to be appreciated across generations so will be the talking point across the dinner table this Christmas (well perhaps after the food). The playful use of colour welcomes deep bottle greens, enigmatic blues and warming bark tones working in symphony together. We've colour drenched the rest of the room with it's perfectly partnered Adeline Paint, an iconic Graham & Brown hue sure to stand the test of time. Completing the room also with our made to measure Opulence Emerald Curtains.

If this colourway isn't your cup of cocoa take a look on our website at the other four colourways available.

PLACE MAT

Whitewashed Rattan Round Placemat
thewhitecompany.com



MURAL

Bodenham Heritage Green
grahambrown.com



CANDLES

Tall Grey
plaristoshop.com



WINE GLASS

Green
hm.com

SHOP *the* LOOK
BODENHAM

~ CHRISTMAS 2024 ~



FABRIC

Opulence Emerald
grahambrown.com



PAPER TREE
DECORATIONS

Various sizes & colours
hm.com



BODENHAM HERITAGE GREEN MURAL *Perfectly Partnered with* ADELINE PAINT & OPULENCE EMERALD CURTAINS



CUSHION
Alizarin Opulence
grahambrown.com



BESPOKE MURAL
Glenwhan Night
grahambrown.com

SHOP *the* LOOK GLENWHAN NIGHT

~ CHRISTMAS 2024 ~



TABLE
*Palma Acacia and
Marble Coffee Table*
perchandparrow.com



SOFA
Squishmeister Sofa
loaf.com



FABRIC
Wallace Orange
grahambrown.com





STYLE IT *your* WAY



WALLPAPER
Scandiscape Winter
grahambrown.com



WALLPAPER
Coppice Sage
grahambrown.com



Sage
grahambrown.com

1. *Modern and* MINIMALIST



CUSHION
Sky Blue Opulence
grahambrown.com



Highcliffe Rock
grahambrown.com



FABRIC
Highcliffe Roller Blind
grahambrown.com



FABRIC
Sage
grahambrown.com

2. *Classic and* CHARMING




CUSHION
Fringe Opulence Chocolate
grahambrown.com





FABRIC

Ethereal Soft Gold
grahambrown.com



WALLPAPER

Palais Navy & Copper
grahambrown.com



WALLPAPER

Prism Yellow
grahambrown.com




August
grahambrown.com

3. *Deep and* LUXURIOUS



CUSHION

Neutral Ombre
grahambrown.com



Rhapsody
grahambrown.com



FABRIC

Turmeric Roman Blind
grahambrown.com



4. *Bright and* PLAYFUL



Potion
grahambrown.com

Keep warm this **WINTER**

Our Blackout Lining for Curtains and Blinds are the perfect addition to your window furnishings during the cooler months. Designed to lock in warmth and maintain a cosy atmosphere inside your home, whilst keeping the winter chill at bay. Our Blackout Lining is a heavyweight lining that not only helps reduce the amount of light dispersing into the room, but also helps retain heat during those colder months. Combine with our interlining to give your curtains an extra layer of lining to provide greater thermal efficiency. This is a great option if you want your curtains to have a fuller look, creating a more opulent and luxurious feel.

Enjoy a comfortable, energy-efficient space all winter long with our blackout lining, expertly crafted for warmth, privacy, and peace of mind.



NEW EDEN MULBERRY CURTAINS *Perfectly Partnered with* **HIGHLAND ROSE PAINT & NEW EDEN MULBERRY ROMAN BLINDS**



CURTAINS
Bohemia Alizarin
grahambrown.com

Perfectly partner with
ELDERTON



FABRIC
Bohemia Alizarin
grahambrown.com



WALLPAPER
Idyll Tree Alizarin
grahambrown.com



CUSHION
Alizarin Opulence
grahambrown.com



WALLPAPER
Bohemia Alizarin
grahambrown.com

Winter Collection from CLARISSA HULSE

“One of my goals in life is to help people bring the beauty of nature into their homes.”



I am thrilled to be launching a new mural collection with Graham & Brown. These designs have all been inspired by the beauty I see in nature combined with my endless love of colour and pattern.

Strata is a design that has been in my head for a decade! Over the years I have made several attempts at a rough idea I had in my mind, without quite managing it... but last year I started painting lots of soft tonal watercolour stripes, tearing them up and collaging them back together in delicate ombres... and suddenly there it was! The advancements in digital printing has enabled the subtle gradations of colour and the watercolour techniques to be reproduced perfectly. I looked at different rock strata for the colour inspiration, and the result is a design that is modern, timeless and every easy to live with.


Virginia Creeper features tendrils of leaves which trail down from the top of the mural, and is perfect if you have furniture against the wall as you can still see the pattern. You will certainly recognise this ubiquitous vine as it cascades down walls and fences, but it really comes into it's own in Autumn, as its leaves turn from green to scarlet and gold. I am always intrigued by the way every strand is a different colour, and love the vibrancy and drama it brings. One particular wall near my studio produces a dazzling display every October, and it inspired me to start photographing the intertwining leaves and vines. I then spent some time arranging them digitally to get the perfect composition, before getting out the silk screens and ink to play around with colours as I find nothing beats the hands-on process of screen printing! I experimented with a rich rainbow palette, which has always been a bestseller, but we also explored greens and soft pastels. It's a really versatile design that can will bring sophistication to any room without being overpowering.

Cascading Kaleidoscope was inspired by my travels to the cloud forests of Costa Rica. I was in awe of the immense variety of ferns and vines I saw in these primeval forests, photographing hundreds of species while there. This flora forms the heart of the mural design, where their silhouettes curl and weave across the wall in a strikingly bold, yet organic way. We paired the intricate fern patterns with a variety of neutral grounds, allowing the vibrant colours to stand out without overwhelming the room. The pattern within the leaves is actually a remix of my

Serendipity design, creating a psychedelic twist that adds just the right touch of playfulness! You can style this mural as the focal point of a neutral space, or go in for a full explosion of colour picking up some of the designs more vibrant hues. Either way, it brings a sense of nature's wild beauty indoors.

One of my goals in life is to help people bring the beauty of nature into their homes, and we would love for you to share your photos of my designs if you use them! Please tag me and Graham & Brown in on Instagram [@clarissahulse](#) and [@grahambrown](#)

Clarissa's NEW collection of wallpapers and custom murals are available now at [grahambrown.com](#)



CASCADING KALEIDOSCOPE RAINBOW



STRATA ROSE QUARTZ MURAL

GET CREATIVE AT *Christmas*

Up-cycle OLD TOYS

Up-cycling an old toy is a fantastic way to give a handmade gift to a loved one this Christmas. Our Creative lead Laura, chose to up-cycle an old rocking horse to gift to her 3 year old niece this year.

You will need:

- A wooden rocking horse (you can often find these second-hand!)
- G&B Testers
- Paint Brushes
- Small hand held Roller
- Sand paper



1. Collect your toy and find a room to sand it down (it's going to get messy!) Use the sand paper to smooth the surface of the wood ready for painting.



2. Wipe wood down to ensure there's no dust and using a small roller and chosen paint colour, begin painting. Use roller for large surface areas and paintbrush to cut in.



3. Allow to dry and apply as many coats as required for full coverage. To add extra special touches, use a fine paintbrush for additional creative detail and add finishing accessories.



TAG US TO SHARE YOUR CHRISTMAS CRAFT DECOR!

#grahamandbrown #lovinghome

Ombre PINE CONES

You will need:

- Pine cones
- G&B Testers
- Paint Brushes

1. All you need is some pine cones and paint colour samples of your choice (We've picked Elderton, Pimento and Sakura). Set up your station with a brew to hand and prepare your colours.



2. Use a thin brush to dab the edges of the pine cones, creating an ombre tonal effect. Start with the darkest shade at the bottom towards the lighter shade at the top.

3. Use an elegant plate or bowl to showcase your finished painted pine cones. Add fairy lights for extra warmth.



ECO FRIENDLY ULTRA DURABLE BEAUTIFULLY MATT

Our Resistance paint is ultra matt with a market leading sheen of just 1%, along with being Class:1 scrub-resistant. Style meets substance.

With so many hues available it can be hard to choose that perfect tone for your room, that's why we offer our handy Peel & Stick samples made from real paint to give you confidence in ordering that perfect shade. Fully recyclable and made with our Resistance Ultra Durable Matt Emulsion for colour accuracy, you can try out our colours around your home without leaving any mess or marks.

Light affects the colour, so it's vital that you move your samples around the room. Got a chair that you're basing your whole theme around? We thought so. It's really important that you try your samples and swatches next to key pieces which you are basing your scheme on.





COSY *Gifts*

Interior Décor can often be an extremely personal choice, luckily we have a luxurious edit of Cushions & Bed Linen's that could make the perfect gift for a loved one. Quality bed linen promotes better sleep making it a thoughtful choice - Who wouldn't want to be gifted a good nights sleep!

We particularly love the Opulence Fringe Cushion pictured, a playful two tone family of cushions perfect for adding finishing touches to rooms.

Gifting interior products isn't just limited to the festive season, housewarming and wedding gifts are also the perfect excuse to indulge a family member or friend with one of our stunning designs.

Neutral TONES

Wrap your gifts in the warmth of the season with neutral tones.

“Simple elegance speaks volumes and adds a touch of sophistication to every celebration.”

This festive season, embrace the understated elegance of neutral gift wrapping. Soft beiges, warm whites, and gentle greys create a serene backdrop for your thoughtful gifts, allowing the essence of the season to shine through.

Neutral tones offer versatility, blending seamlessly with any seasonal décor while adding a touch of sophistication to your presents. Accentuate your gifts with natural elements like twine, dried foliage, or delicate ribbons for a rustic charm that feels both cosy and chic.

Let your gifts reflect the beauty of simplicity, bringing joy and warmth to every moment this season.

TAG US TO SHARE YOUR CREATIONS

#grahamandbrown #lovinghome



AMBIRE NEUTRAL WALLPAPER

Seen it on SOCIAL

We love to see how our community styles Graham & Brown in their own homes! Shop our favourite Instagram looks below and make sure to tag us @grahamandbrown to be featured!



@the_interior_lens was a head of the trend when she filled her bedroom with our Chickadee Paint giving it such a fresh feel.



@home_across_the_swales used both our Angel Dust & Moor End paint to transform her entry way giving it such a fresh feel.



Our Sketch Forest Morning bespoke mural is giving all the autumn feels with *@delve.Interiors*



We love seeing our communities furry friends lending a hand starting the beginning of your Graham & Brown loving home journey!

Recipe for CINNAMON AND CHOCOLATE LEAF COOKIES

Ingredients

FOR THE CINNAMON BISCUITS	100g butter
200g plain flour	75g golden caster sugar
1/2 tsp baking powder	1 large egg
2 tsp ground cinnamon	large egg white only

Method

- 1 Preheat the oven to 160C.
- 2 Sift the flour, cinnamon and baking powder into a bowl.
- 3 Rub the butter in until fine like breadcrumbs and stir in the caster sugar.
- 4 Mix to a soft dough adding the egg to the mixture.
- 5 Roll out the dough onto a floured work surface until about 1cm thick.
- 6 Use a leaf shapes cookie cutter to form your biscuits and place onto a baking tray lined with baking paper.
- 7 Bake for 10 minutes or until golden and leave to harden for 5 minutes or until cool.

Ingredients

FOR THE CHOCOLATE BISCUITS	120g butter
220g plain flour	1 tsp vanilla extract
1/4 tsp baking powder	1 large egg
145g caster sugar	40 grams cocoa powder

Method

- 1 Preheat the oven to 175C.
- 2 Lightly mix the butter and sugar together into a bowl. Add the vanilla extract and egg.
- 3 Flatten out and wrap in cling film. Pop into the fridge for 30 minutes.
- 4 Pour flour into the bowl and fold in the baking powder and cocoa powder.
- 5 Remove the dough from the fridge and roll out onto a floured work surface until about 1cm thick.
- 6 Use a leaf shapes cookie cutter to form your biscuits and place onto a baking tray lined with baking paper.
- 7 Bake for 10 minutes or until golden and leave to harden for 5 minutes or until cool.



To Drink CINNAMON LATTE

Ingredients

1 tsp coffee
200ml milk
1/2 tsp ground cinnamon
1 tsp sugar (if you're not quite sweet enough!)

Method

- 1 Add the coffee and cinnamon into a mug.
- 2 Heat the milk in a saucepan until the milk begins to froth.
- 3 Once hot, pour the milk into the mug 3/4 full, leaving room for froth.
- 4 Spoon the froth into the mug and garnish with a little dusting of ground cinnamon. Enjoy!

SONGS TO DECORATE TO

November / December

- Rockin' Around the Christmas Tree BRENDA LEE
- Underneath the Tree KELLY CLARKSON
- Last Christmas TAYLOR SWIFT
- Step Into Christmas ELTON JOHN
- All I Want For Christmas MARIAH CAREY
- Cosy Little Christmas KATY PERRY
- Do You Hear What I Hear? WHITNEY HOUSTON
- Winter Song SARA MCLACHLAN
- Driving Home For Christmas NEWTON FAULKNER
- Christmas Lights COLDPLAY



OPEN THE SPOTIFY APP AND TAP SEARCH,
TAP THE CAMERA ICON AND SCAN THE
CODE ABOVE



@acorn_cottage
LADY LIKE PAINT



@bramleyandbear
ELDERTON PAINT



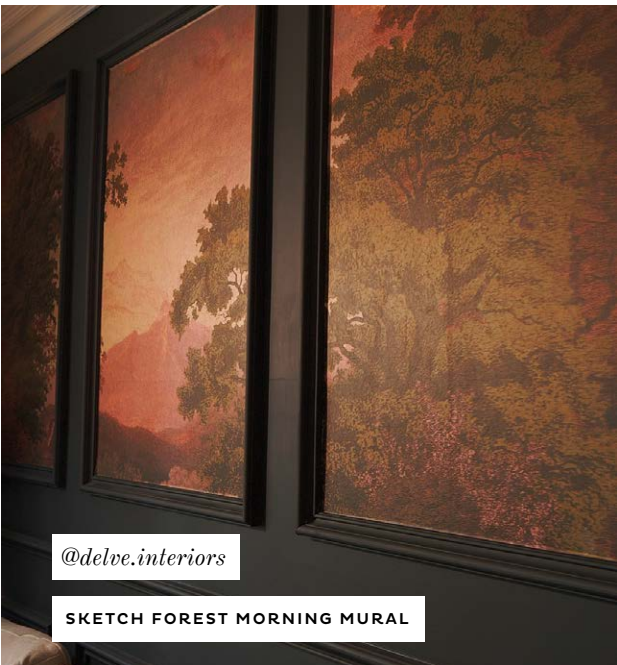
@mywanderinghome
STORMA FAWN WALLPAPER & MUTED BLUSH PAINT



@at_the_mcgillans
COTTAGE GARDEN VERDANT
WALLPAPER



@the_interior_lens
CHICKADEE & SAGE PAINT



@delve.interiors
SKETCH FOREST MORNING MURAL



@katesgeorgianhome
BOBBI PAINT & EDULIS SAGE CURTAINS

LOVING
your homes

Tag us, submit a review and become part of the Loving Home family

#grahamandbrown #lovinghome

