

*Loving*

NOVEMBER DECEMBER 2023 • Issue 34

# HOME

*This*  
**CHRISTMAS,**  
*have it your way!*

We've styled not one, not two, but THREE festive schemes to get your home ready to entertain this season!

*In the Spotlight*  
**BAROLO**

A warm hue inspired by the pigments of Italian wine.





Check out our **JACK FROST COOKIES RECIPE** on page 28

## Trend TALK

*“As we looked at trends ahead of the festive season we found so much inspiration and the verdict was – three unique looks.”*

**JAMES** / SENIOR BRAND MANAGER



**J**oy to the world, home décor brings! It's never too early to start talking about the holiday season, especially when there may be a room to decorate! Whether it's a lounge refresh ahead of the big day to frame some precious memories with the ones you love, or that spare bedroom in need of some tender love and care ahead of the descent of the in-laws! We've got you covered.

As we looked at trends ahead of the festive season we found so much inspiration and the verdict was – three unique looks. Our cover features our uber cool Jack Frost look, walls adorned with our Scandiscape wallpaper design, full of rich metallic and texture, and how unique is our pampas tree! Delve further into the issue for our Zesty spice of life inspired look, mixing

rich paint tones and our ever popular Amalfi design. And last but not least our House Envy concept, featuring our Restore Emerald Bespoke wallpaper! A timeless look and sure to be a crowd pleaser.

Don't have time to redecorate? Quickly transform a room with one of our six new luxury bed linens. Our conscious approach to sustainability continues with this new range, with BCI cotton and packaged in a reusable tote bag, our bag buttons are even made out of coconuts! Minimising the amount of plastic we use.

So sit back, sip a hot chocolate and tuck into the latest addition of Loving Home. Thank you for shopping with Graham & Brown this year, we can't wait to see your interior projects for 2024!



# *In this* ISSUE

TREND TALK	3
CHRISTMAS YOUR WAY	6
<i>Shop the Looks</i>	8
<i>In the Spotlight: BAROLO</i>	18
<i>DIY: PAPER STAR DECORATIONS</i>	20
AUTUMN WINTER BEDDING ~ <i>New in!</i>	22
RECIPE FOR LOVE	28
SONGS TO DECORATE TO	30
LOVING YOUR HOMES	31



NEW EDEN BESPOKE MURAL  
EVENING STANDARD (UK)



CURIOUS CANOPY NIGHT WALLPAPER  
HOME STYLE MAGAZINE (UK)



BREATHE PAINT  
MODERN LUXURY INTERIORS (US)



NORSE FOREST EMERALD WALLPAPER  
HOLISTIK (NL)



SCANDISCAPE WINTER WALLPAPER  
LIVING NORTH (UK)

## IN THE PRESS

*Read all about us!*

We love nothing more than leafing through the top interior press magazines and being inspired!

From our perfectly partnered wallpaper and paint to our stunning murals, we have something for everyone!





*This*  
**CHRISTMAS,**  
*have it your way!*

**W**hen we look ahead towards the festive season, we often think of decorating for Christmas, each year it becomes more difficult to keep up the creative flare and remain relevant with the ever-changing trends. With that in mind, we looked at the most traditional colours in the Christmas rule book, Red White and Green, and created some alternative ways you can elevate your decor with traditional schemes.

“We love decorating at Christmas! This time of year is particularly social and we like to make our home as welcoming as possible for family and friends,” says James Greenwood, Interiors Expert at Graham & Brown. “With that in mind, we are thrilled to share our three favourite Christmas stylings.”

The first look in the Graham & Brown Christmas collection is Jack Frost, an icy blue interior design for the minimalist Scandi fan. With frosted whites and earthly neutrals, it is an understated elegant interior scheme. This look gives the home a sense of calm that is often not felt during the festive period.

“This frozen theme creates a sanctuary in the home,” explains Paula Taylor, Head Stylist at Graham & Brown. “Using transparency and lightness to create a clear space for meditation, to unwind from the sensory overload of the outside world. Connectivity is vital to nurture relationships.”





**WALLPAPER**  
*Scandiscape Winter*  
grahambrown.com



**DECORATIONS**  
*Luxury White Bundle*  
paperstarlights.com

# SHOP *the* LOOK JACK FROST

~ CHRISTMAS 2023 ~



**BENCH**  
*Salvaged Wood Bench*  
rh.com



*HIGHCLIFFE  
ROCK*  
grahambrown.com

**LANTERNS**  
*Ponte 3 Piece Lantern Set, White*  
vivenselondon.com







The House Envy look is bound to make guests green with envy. While green is a Christmas staple, this intense colour drenched living room creates a perfect space for a glamorous evening of festivities. We welcome the outdoors into the home with hints of foliage through the walls and decoration. The deep green walls and soft furnishings create a calming, contemporary space, with the gold touches and light wooden accents lifting the space into an elegant sophistication.

“Biophilia, the beauty of nature is celebrated with lines between the outside and inside blurring,” says Paula. “Christmas is always a time where we welcome the outdoors in, with nature being used for decoration since the holiday began, namely the iconic Christmas tree, mistletoe, and wreaths. These natural elements highlight the calming, cosiness of greens which explains our desire to connect with the outdoors this time of year.”





**LAMP**

*Breca Table Lamp*  
[thelightingvault.co.uk](http://thelightingvault.co.uk)



**BESPOKE MURAL**

*Restore Emerald*  
[grahambrown.com](http://grahambrown.com)

SHOP *the* LOOK  
**HOUSE ENVY**

~ CHRISTMAS 2023 ~



*MAGNOL*

[grahambrown.com](http://grahambrown.com)

**TABLE**

*Gilmore Contemporary  
Circular Coffee Table*  
[fusionliving.co.uk](http://fusionliving.co.uk)



**SOFA**

*John Lewis Bailey Grand 4 Seater Sofa*  
[johnlewis.com](http://johnlewis.com)

**FABRIC**

*Restore Emerald*  
[grahambrown.com](http://grahambrown.com)







**NEW EDEN WALLPAPER** *perfectly partnered with* **ADELINE PAINT**

Finally, the Zest of Christmas look is centred around a tangy design from the archive. Christmas is synonymous with joy, and we want our interiors to create that joyous feeling for ourselves and our guests. When the year seems to be filled with doom and gloom, this is a fun and playful way to refresh the interiors to boost the mood, while also creating a space that will be used year-round, and we can do this with wallpaper, paint, and decorations. It may not be a traditional scheme for Christmas, but it's a sure-fire way to bring some vibrancy and fun to the home this holiday.


"This scheme allows you to free yourself and connect with others without feeling the need to fit in," says Paula. "That's the joy of Christmas! We can celebrate the individuality in everyone and inject pure joy into a space. While on the surface this citrus infusion may seem out of place, the colour palette for this look is just perfect for the festive season, this, teamed with perfectly partnered paint and decorations creates a cohesive and creative space."





**WALLPAPER**  
*Amalfi Umoré*  
[grahambrown.com](http://grahambrown.com)

**VASE**  
*Amber Tall Vase*  
[oliivias.com](http://oliivias.com)



*TATTOO*  
[grahambrown.com](http://grahambrown.com)

## SHOP *the* LOOK

# ZEST OF CHRISTMAS

~ CHRISTMAS 2023 ~



**CHAIR**  
*Soft Velvet Navy Blue Brushed  
 Gold Leg Dining Chairs*  
[next.co.uk](http://next.co.uk)



*FORTUNE  
 COOKIE*  
[grahambrown.com](http://grahambrown.com)



**BOWL**  
*Art Deco Style Gold Wire Bowl*  
[madisonandmayfair.com](http://madisonandmayfair.com)







IN THE SPOTLIGHT

# BAROLO

IN THE SPOTLIGHT



**CURTAINS**  
*Barolo Plain*  
grahambrown.com

*Perfectly partner with  
**TURMERIC & ALIZARIN**  
for a tonal scheme ...*



**FABRIC**  
*Barolo Plain*  
grahambrown.com



**WALLPAPER**  
*Bohemia Alizarin*  
grahambrown.com



**CUSHION**  
*Alizarin Opulence*  
grahambrown.com



**WALLPAPER**  
*Idyll Tree Alizarin*  
grahambrown.com



*How to...*


# MAKE CHRISTMAS STARS



TAG US TO SHARE YOUR CHRISTMAS CRAFT DECOR!

#grahamandbrown #lovinghome


**1.** All you need is some left over wallpaper (or a select range of G&B samples) a piece of string and some glue or tape. Firstly, fold the paper in accordian style.



**2.** Fold the paper in half and tie a piece of string around the fold. Next cut off a corner of each end diagonally.

**3.** Finally, fan out the outer ends and tape or glue the two meeting ends of paper together.

Tip: why not hole punch and tie a loop to make tree decor!







# Winter WARMERS

Duvet days have never looked so inviting, with a range of new bedding designs landing just in time for the cooler months. Get cosy in a world painted in the most vibrant hues, with enchanting woodland, and shades of night and day, bringing sumptuous and inviting colours into the home. The depictions of beautiful flora and fauna landscapes can be seen throughout the collection, illustrating life's enduring testament to vitality.

"This year's Autumn Winter launch sees the addition of 6 new designs to our already stunning range of beddings," Poppy Ashworth, Product Manager at Graham & Brown, tells us. "The designs are inspired by some of our favourite wallpapers, including depictions of, Ethereal Flora, Coppice Forest, Night Garden Navy, Hague Fleurs, Bohemia Sage and Kimono Dreams."

HAGUE FLEURS DUVET COVER *perfectly partnered with* HAGUE FLEURS BLACK BESPOKE MURAL



*“A stunning variety of colours from soft sages to striking darker shades encompassing the night.”*

From bold and bright florals to lush jungle landscapes, these designs are bound to bring your bed to life. Combining a rich black backdrop with romantic pink and blue florals, our Hague Fleurs bedding will transform your bedroom into a restful midnight secret garden. Featuring large scale trailing blossoms on the front and a smaller scale on the reverse, this versatile design can be altered whenever you desire.

“This collection has a stunning variety of colours from soft sages to striking vibrant darker shades encompassing the night,” continues Poppy. “Perfectly coordinating with many Graham & Brown wallpaper designs, and paint colours, you can find the perfect match for your home.”

Night Garden Navy creates an intriguing interior, featuring painterly pink and ochre blossoms on a rich deep navy backdrop.

All of the bedding has a thread count of 220 and is 100% cotton sateen ensuring the cosiest night's sleep. Each design is available as a double, king, and super king size bedding set, so each room in the home can be refreshed with ease.

As with all Graham & Brown products, the bed linen is perfectly partnered with a specially curated selection of products such as wallcoverings, paints, fabrics, and accessories, in order to offer a full room solution.

Each bedding set arrives in a matching luxury cotton tote bag, in line with our sustainability initiative, this ensures that there is no waste as it can be used to store bedding or as a reusable bag.

Furthermore, the range meets the Better Cotton Initiative (BCI), which provides the knowledge, support, and resources to ensure its farmers grow cotton and other crops more sustainably. The BCI also provides improved working conditions and a higher standard of living for its farm workers.



HAGUE FLEURS CUSHION *perfectly partnered with* HAGUE FLEURS DUVET COVER





**NIGHT GARDEN NAVY DUVET COVER** *perfectly partnered with*  
**NIGHT GARDEN NAVY CUSHION**





# Recipe for JACK FROST COOKIES

## Ingredients

100g softened unsalted butter  
100g caster sugar  
1 egg  
275g plain flour  
1 tsp vanilla extract  
Icing sugar  
White marshmallows  
Cake decorating pens  
Sprinkles and sweets for decoration

## Method

- 1 Preheat the oven to 190C.
- 2 Cream the butter and sugar together in a bowl.
- 3 Lightly beat the egg and gradually add along with the vanilla extract until combined.
- 4 Add in the flour until the mixture forms a dough.
- 5 Roll out the dough onto a floured work surface until about 1cm thick.
- 6 Use a cookie cutter to form your biscuits and place onto a baking tray lined with baking paper.
- 7 Bake for 10 minutes or until golden and leave to harden for 5 minutes or until cool.
- 8 Draw faces onto the marshmallows with a decorating pen.
- 9 Gradually combine water with the icing sugar until you reach a smooth consistency.
- 10 Apply icing to the biscuit and add the marshmallow on top whilst the icing is still wet then decorate with sprinkles and sweets as you wish.



*Recipe for Love*



## To Drink

### ZEST OF CHRISTMAS COCKTAIL

## Ingredients

150g caster sugar  
300g fresh or frozen cranberries  
200ml gin of your choice  
1.5 litres soda water  
1 orange, cut into slices  
Handful of ice cubes  
Cinnamon stick (to garnish)

## Method

- 1 Heat the sugar and 150ml water in a saucepan until all the sugar has dissolved.
- 2 Turn the heat up to medium-low and add the cranberries. Stir occasionally until the cranberries have started to break down. Once cooled, blitz with a hand blender if preferred, or continue as is.
- 3 To serve, spoon 1 tbsp of the cranberry mixture into each glass and stir in a single measure of the gin. Top up with the soda water.
- 4 Garnish each glass with an orange slice and a cinnamon stick, and add a few ice cubes. Or mix everything together in a jug and serve!



# SONGS TO DECORATE TO

*November / December*

<i>Stay Another Day</i>	<b>EAST 17</b>
<i>2000 Miles</i>	<b>THE PRETENDERS</b>
<i>Step Into Christmas</i>	<b>ELTON JOHN</b>
<i>Rockin' Around the Christmas Tree</i>	<b>BRENDA LEE</b>
<i>Christmas Wrapping</i>	<b>THE WAITRESSES</b>
<i>Silent Night, Holy Night</i>	<b>FRANK SINATRA</b>
<i>Winter Wonderland</i>	<b>BING CROSBY</b>
<i>Christmas</i>	<b>DARLENE LOVE</b>
<i>Last Christmas</i>	<b>WHAM!</b>
<i>All I Want For Christmas</i>	<b>MARIAH CAREY</b>



OPEN THE SPOTIFY APP AND TAP SEARCH,  
TAP THE CAMERA ICON AND SCAN THE  
CODE ABOVE



@layered.home

WALLFLOWER DAY WALLPAPER



@katesgeorgianhome

VIRIDIS PAINT & NEW EDEN ROLLER BLIND



@delve.interiors

STATELY MANOR GREY MURAL




@little\_edwardian\_semi

RILEY EXTERIOR EGGSHELL

LOVING  
*your homes*  
Tag us, submit a review and become part of the Loving Home family

#grahamandbrown #lovinghome



@norwoodrenovations

ADELINE



@709\_design

MAJESTIC



@yvrys\_choice

FLORENZIA DUSK BEDDING



