

Loving

HOME

JULY/AUGUST 2022 • Issue 26

RETRO *revival*

Discover our timeless murals and wallpaper inspired by the archives and how you can get the look in your home.

Leftover EXTERIOR EGGSHELL PAINT

Don't waste it, get creative instead this summer.

In the Spotlight POWER SUIT

Channel your inner 80s powersuit moment with this strong and versatile grey.



RETRO BRIGHTS WALLPAPER

Trend TALK



“This month we are re-living our favourite decades and reviving retro palettes.”

Looking to buck the trends, or re-live the favorite decades of your past? In this issue of Loving Home we've gone totally retro. Reviving pastel colour palettes and bringing bright punches into your décor, I love how adding some paint & wallpaper or a mural can instantly transform a room without costing the world. Accessorise with second hand finds, either online or from a charity shop haul.

As a carbon neutral business aiming to be carbon positive you are safe knowing we print sustainably by only using responsibly sourced paper and renewable energy to manufacture. All our paints are water based, and only mixed when you order so not a drop

is wasted! So having taken comfort knowing we've worried about all the big stuff, take your chance to lease a new life into a new piece of furniture or accessory.

We've also got some great tips in this issue on how to make the most of any leftover paint from your exterior projects over the Summer. The perfect opportunity to get creative or fill a rainy afternoon with some DIY crafts.

So a retro revival from your past or just discovering the epic trends from the 80's from Netflix's Stranger things we've got you covered at Graham & Brown.


JAMES
BRAND MANAGER

In this
ISSUE

TREND TALK	3
IN THE PRESS	5
RETRO REVIVAL	6
<i>Shop the Looks</i>	7
IN THE SPOTLIGHT	12
EXTERIOR EGGSHELL PAINT	14
SONGS TO DECORATE TO	18
LOVING YOUR HOMES	19



WHISTLER NOCTURNE TATE MURAL
COUNTRY & TOWN HOUSE



FUNKY FLORA LIME & ICE WALLPAPER
ELLE DECORATION

IN THE PRESS

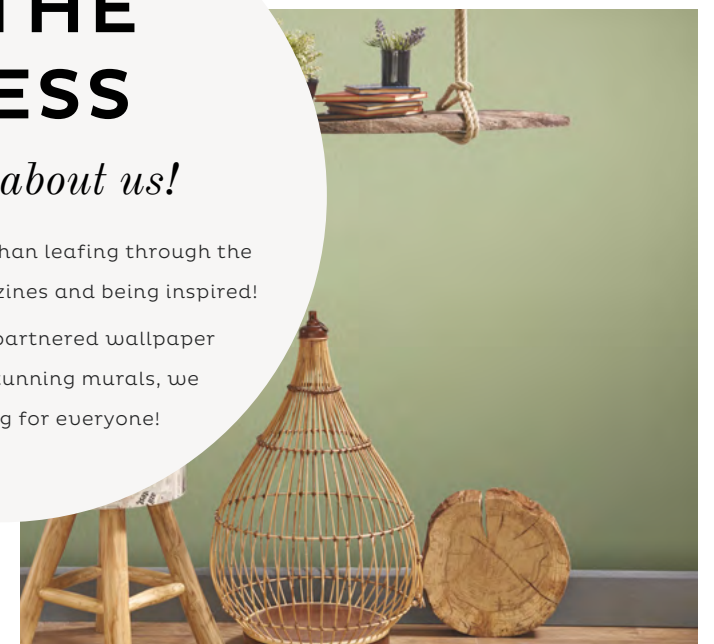
Read all about us!

We love nothing more than leafing through the top interior press magazines and being inspired!

From our perfectly partnered wallpaper and paint to our stunning murals, we have something for everyone!



SLEETER A REPRESENTATION OF THE LIBERAL ARTS TATE MURAL
BUSINESS OF HOME US



SO SWAMPED PAINT
TENDANCES FR



1946 EXTERIOR EGGSHELL PAINT
NOUVEAU NL

RETRO REVIVAL

As the new season of Netflix's *Stranger Things*, set in the 1980s, hits our screens and the recent Platinum Jubilee awakes memories from the past 70 years, it's no wonder we have seen a resurgence of vintage inspired interiors this year.

If you love all things maximalist then try pairing bold neon shades along with bright geometrics for an 80s inspired look. Or if minimalism is more your thing then take a trip back to the 50s with a mid-century modern look using clean lines and autumnal tones. Whatever your style these designs are sure to stand the test of time.

For a modern twist on retro décor, our Abstract Geo Pink & Green fits the bill. This showstopping mural features layers of sleek geometric lines on a distressed backdrop adding character and age to the design. Combined with a classic palette of forest green and dusky pink, this design is timeless!

ABSTRACT GEO PINK & GREEN BESPOKE MURAL *partnered with* **EVA PAINT**

SHOP THE LOOK

FABRIC

Linum Emerald Curtain
[grahambrown.com](https://www.grahambrown.com)

CUSHION

Jade Luxe Cushion
[grahambrown.com](https://www.grahambrown.com)



BESPOKE MURAL

Abstract Geo Pink & Green
[grahambrown.com](https://www.grahambrown.com)

EVA

[grahambrown.com](https://www.grahambrown.com)

ARMCHAIR

Arne Wingback Curvaceous
[hjemeditions.co.uk](https://www.hjemeditions.co.uk)





RETRO BRIGHTS *partnered with* FUNKYTOWN PAINT & ADORN DUCK EGG CURTAIN

CUSHION

Dusky Pink Cushion
grahambrown.com



PAPER

Retro Brights
grahambrown.com



FUNKYTOWN
grahambrown.com

VASE

*Elme Swedish Purple
Blomglas Glass Bud Vase*
scandiwegians.com



Retro BRIGHTS

Our Retro Brights wallpaper is the perfect pick for a blast from the past. With organic geometric lines and a vivid colour palette of lemon yellow, coral pink and duck egg blue, this design will take you back to the future. Style with a coordinating mustard yellow armchair and retro antiques. To make it easy, our Funkytown paint and Adorn duck egg curtains are perfectly partnered to this wallpaper.

SIDE TABLE

Derik Walnut
wayfair.co.uk




CHAIR

Eddie Velvet Tub Armchair
dunelm.co.uk



FABRIC

Adorn Duck Egg Curtain
grahambrown.com



COFFEE TABLE
Isamu Noguchi Style
groovyhome.co.uk



PAPER
Coronation Craze Carnival
grahambrown.com

PAMPAS GRASS
Butter Stems
thetrouvailles.com

Coronation CRAZE

**SWEET
POTATO PIE**
grahambrown.com

For the mid-century look, try our Coronation Craze Carnival design. This retro design features burnt orange and crisp blue teardrop motifs on a refreshing white backdrop. Use on one wall for a pop of pattern or use on all four walls to embrace this vintage style.

If you want to play into the 70's vibe, this wallpaper looks great with one off furniture and brown leather. Unique pieces like a vintage trim phone are small touches that will add impactful effect.




ARMCHAIR
Barcelona cognac leather
funwise.co.uk

PHONE
Wild & Wolftrim Phone
flamingogifts.co.uk



CORONATION CRAZE CARNIVAL partnered with SWEET POTATO PIE PAINT

POWER SUIT



POWER SUIT



PAPER
Power Suit Glass
grahambrown.com



PAPER
Carnival Grey
grahambrown.com



PAPER
Carnival Grey
grahambrown.com



WALTZERS
grahambrown.com



IN THE *Spotlight*

Inspired by the power dressing trend of the 80s, Power Suit is a grey that's ready for business. With almost all pigments balanced, this perfect shade will pair with almost all colours.

Match with bold geometrics and silver accents to bring out the cool undertones of this sleek shade.



FABRIC
Dream Soft Grey
grahambrown.com



Leftover EXTERIOR EGGSHELL

Finished the garden gate and still got some paint left? Time to get creative!

When your exterior painting projects are done and dusted, keep hold of that leftover paint! With a sheen finish, unmatched durability and dry in 60 minutes exterior eggshell lends itself to an array of quick and easy DIY projects. Read on to follow a fun filled how to guide, perfect for the whole family to enjoy this summer.

These decorative painted tools are the *perfect way* to add colour into your garden!



ALOHA & SEA BREEZE

You will need:

- Old garden accessories
- Paint brushes (small & large)
- Masking tape
- Newspaper



Step 1

Clean up any garden accessories that might be in need of some TLC.



Step 2

Use masking tape to ensure neat and tidy results!



Step 3

Start to paint! Add up to 2 layers of exterior eggshell to your chosen items. Whilst one is drying move on to the next!

FACT: Exterior eggshell paint dries in 60 minutes making this a quick process for adding your second layer.



Step 4

Add a secondary colour to create fun contrast and detail.

TOP TIP: Use a smaller brushes for this to ensure a tidy finish.



Step 5

Leave to dry, get a brew and then decide where you are going to show off your new garden accessories!

For more inspiration and tips visit our website.

SONGS TO DECORATE TO

July

Daddy Cool BONEY M

I Love To Boogie T.REX

Should I Stay or Should I Go THE CASH

Love My Way THE PSYCHEDELIC FURS

Time After Time CYNDI LAUPER

Charming Man THE SMITHS

Wake Me Up Before You Go-Go WHAM!

Running Up That Hill KATE BUSH

Mystify INXS

Take On Me A-HA



OPEN THE SPOTIFY APP AND TAP SEARCH,
TAP THE CAMERA ICON AND SCAN THE
CODE ABOVE




@renos_in_the_doghouse



@thisbythat

PALAIS GREEN



@delve.interiors

STATELY MANOR MURAL

LOVING
YOUR HOMES

Tag us, submit a review and become part of the Loving Home family

#grahamandbrown #lovinghome



WE LOVE THIS
creative USE OF

DAINTREE
PEARL

This extra large scale wallpaper is perfect for creating a tropical paradise. Luscious greens contrasting against a chalky white backdrop, accompanied by a fabric look effect, makes for a charming trend that won't go away!



@thepoundhouseproject

MIDSUMMER FERN



@richesinteriors

RESTORE SKY

