

*Loving*

MARCH 2020 • Issue 2

# HOME

Brought to you by Graham & Brown

## LARGE LIVING

*This spring it's time  
to go big!*

### LUND GREY

Contemporary, cool and a little moody

### AN EYE FOR COLOUR

Go behind the scenes and meet our proof  
room team leader as we discuss colour





## Trend TALK



*“Don’t be afraid of big pattern, embrace the details and bold colour”*

Imagine walking through a glass house full of brilliant botanicals and exotic birds. The sun is pouring through the glass, highlighting the array of vibrant colours. Our studio’s love of natural studies has inspired us to create this bold botanical collection and we relish any opportunity to help people bring it into their homes.

What makes these designs stand out for me, is the wonderful pencil detail within them. Each flower head, leaf and bird has been lovingly drawn to give any wall a real feel of botanical illustration. A real piece of art in your home. In the studio, experimentation is key, we are always looking at how we can adapt and change our designs. As we begin to explore the realms of digital printing, we

find ourselves with a new range of sizes and colours, which allows us to really push the boundaries of the conventional. We can use more vibrancy and go big and go home (literally on your walls!).

My first tip for anyone adopting the Large Living trend, is to just go for it. Don’t be afraid of big pattern, embrace the details and bold colour. For someone a little unsure, begin with a feature wall and pair this with a more subtle paint. If you are feeling a little more adventurous, I would suggest using a more vibrant colour on one or more of your walls to complement your feature wall.

If you are ready for a statement, go for all four walls.

JODY G&B STYLIST



# In this ISSUE

TREND TALK	3
IN THE PRESS	5
GO LARGE & STAY AT HOME	6
<i>Shop the look</i>	9
SPOTLIGHT COLOUR	12
LOVING YOUR HOMES	15
<i>reLOVED</i>	14
SONGS TO DECORATE TO	16
AN EYE FOR COLOUR	18
<i>Meet the Team</i>	20
FOR YOUR WALLS ONLY	22

*In The Press*



as seen in **INSIDE STYLISTS**




as seen in **THE DAILY MIRROR**

## IN THE PRESS

*Read all about...us!*

Mum! We're famous! We operate in so many countries across the world - and there is still nothing more exciting than the press and leading publications sharing the love for all things Graham & Brown. Wherever you are in the world, keep an eye out for us when flicking through the glossies.



as seen in **THE ENGLISH HOME**



as seen in **THE EVENING GAZETTE**



as seen in **MARIE CLAIRE MAISON, FRANCE**



# GO LARGE & *Stay at home*

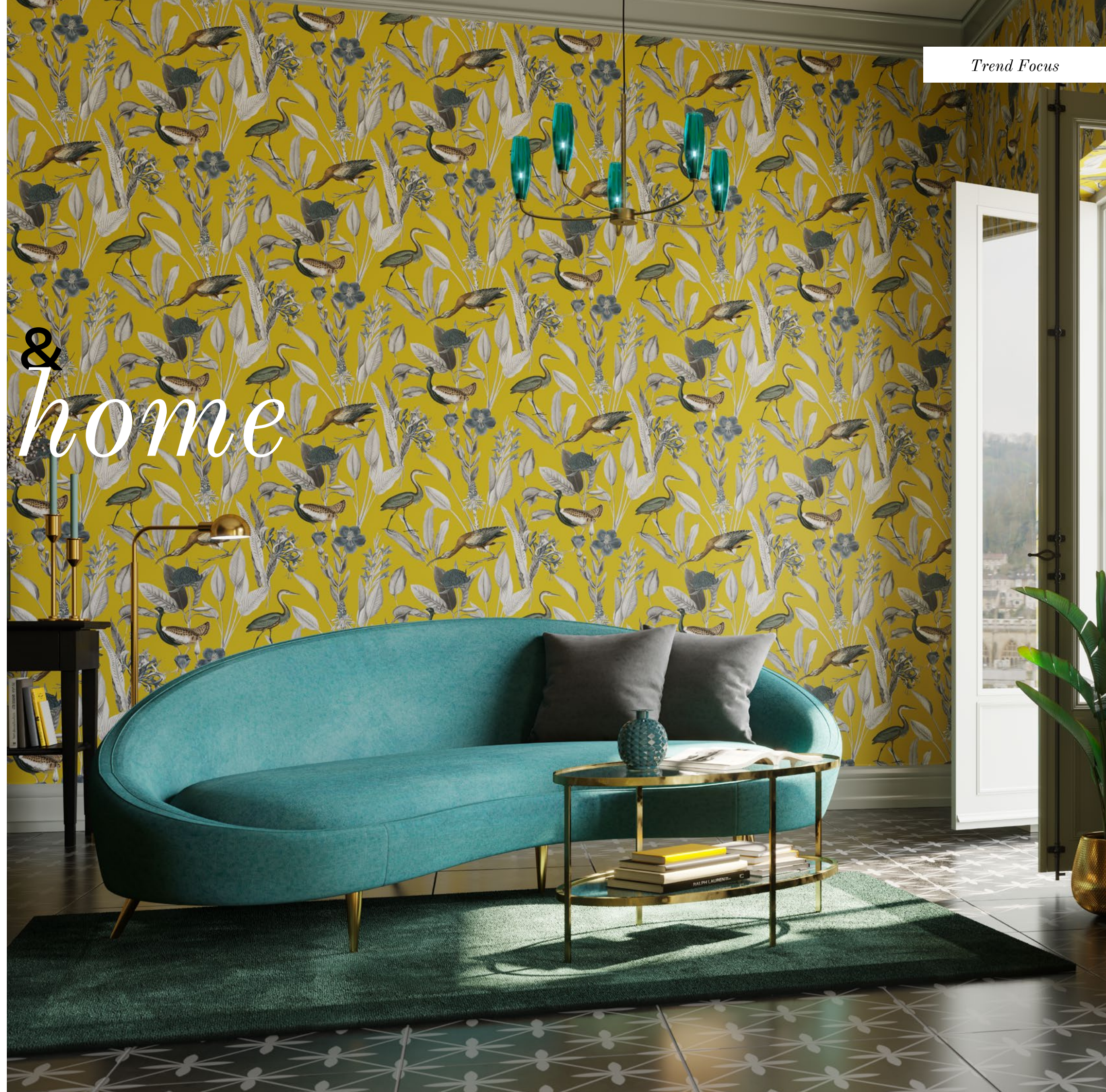
## LARGE SCALE DESIGNS REALLY CUT THE MUSTARD

If we do say so ourselves, we're firm believers of thinking outside the box. Entering a new decade means a whole new spectrum of different styles and trends that we want to explore, and it's fair to say that some of them are larger than life!

We're seeing an influx of weird and wonderful prints come into the limelight, like exotic birds and 'not-the-norm' plant life. Why is this, you ask? Well, why not! A bold print that's slightly out of the ordinary adds a touch of wonder and intrigue into your home, as well as a charming character that you won't forget.

Something else that's strutting its way into our decorating lives is a large repeat print. There's something about a large-scale design that adds a fitting amount of drama to your walls, making it a conversation piece for you and your guests and the perfect solution for making a statement in your home.

Large-scale designs aren't only easy on the eye, but they are also surprisingly easy to play with to suit your personal style and preferences. Make a statement by wallpapering all four walls (five including the ceiling!) or soothe the drama with a matching paint or co-ordinating wallpaper. It's your call!







*Perfectly Partnered*  
**PAINT COLOURS**



*Flourishing* **FOLIAGE**


**SHOP THE LOOK**

with notes from our stylist



**CUSHION**

*Olive Green Opulence Cushion*  
**grahambrown.com**



**PAINT**

*Burnt Saffron Resistance Ultra  
Durable Matt Emulsion 2.5L*  
**grahambrown.com**

*With these large prints you can afford to pick a paint that is going to be able to carry it's own against such strong patterns. The bolder, the better!*

*Our cover star!*

**PAPER**  
*Glasshouse Floral*  
**grahambrown.com**



*The reason why a simple metal light works with this trend so well is that it compliments the bold prints without it being too much, almost framing the details within wallpaper.*

**LIGHT**

*Allhea Prism Shaped 1-Light  
Geometric Pendant*  
**wayfair.co.uk**



**PAPER**

*Glasshouse Green*  
**grahambrown.com**



**CUSHION**

*Emerald Luxe Cushion*  
**grahambrown.com**



**PAINT**

*Glasshouse Green Resistance Ultra  
Durable Matt Emulsion 2.5L*  
**grahambrown.com**

*This season with all the floral designs comes the usual partnered paint colour but this time think richer greens, more jewelled tones.*





## *You can never have too much of a GOOD thing*

**T**he Drawing Room is a quirky take on a traditional concept. Instead of looking up at delicate antique lighting in a stately home, we have brought these fantastic fittings to eye level to be enjoyed morning, noon and night.

This extra large repeat pattern is certainly something different, in keeping with the latest trend but perhaps slightly more opulent than the rich in nature and wildlife 'Glasshouse'.

The Drawing Room will flourish in a home destined to be enhanced. Coming in two colourways, both with their own sets of four co-ordinating paint colours, you can work The Drawing Room into your home no matter what the size or shape.

From creating one stand-out feature wall to making a big statement with all five walls, the large repeat of Drawing Room allows the pattern to be easy on the eye, so you really can create the conversation piece you've always wanted anywhere in your home.





# LUN

# DGR

# EY



LUND GREY



PAPER

*Glasshouse Midnight* [grahambrown.com](http://grahambrown.com)



CUSHION

*Grey Luxe*  
[grahambrown.com](http://grahambrown.com)

LUND GREY

*Resistance Ultra Durable  
Matt Emulsion 2.5L*  
[grahambrown.com](http://grahambrown.com)

## IN THE SPOTLIGHT

*Contemporary, cool and a little moody*, Lund Grey will add intrigue into any space. This hue is infinitely versatile and will work within a range of palettes.

Use bright, blue toned whites to *freshen it up* or if you're looking for something *cosier*, pair with greyed off greens and warmer neutrals. You really can't go wrong with this shade!



CUSHION

*Slate Grey Lavish*  
[grahambrown.com](http://grahambrown.com)



PAPER

*Heritage Plaid Charcoal*  
[grahambrown.com](http://grahambrown.com)



PAPER

*Aspen Grey*  
[grahambrown.com](http://grahambrown.com)





**'IT IS THE MOST LUXURIOUS PAINT I HAVE EVER USED. IT IS SO THICK AND HAS AMAZING COVERAGE.'**

*Jennifer, Cottage On Bunker Hill*

*(We are so happy you think so!)*




# reLOVED

## KITCHEN HUTCH MAKEOVER

Take inspiration from one of our creative customers Jennifer who has upcycled her kitchen cabinet using **Midnight Horizon**. This stunning example shows how you can completely transform a room by revamping just one item.



@anthology.design



## 'BEST WALLPAPER I HAVE EVER HUNG'

It is strong, never tears or creases & simply clings smoothly to the wall - never a bubble in sight.

*Cottingham, England*



# LOVING YOUR HOMES

*Tag us, submit a review and become part of the Loving Home family*

#grahamandbrown #lovinghome



WE LOVE THIS USE OF **SIENNA**



As a deep peachy tone, pair with **Muted Blush** for a warm modern look (pictured), or highlight the pinks even more within by adding a touch of **Date Night**.

*Available in various finishes and sizes.*



@threeboysandapinkbath



@andreagarza



SONGS TO DECORATE TO

March playlist

<i>Yellow Submarine</i>	THE BEATLES
<i>Back to Black</i>	AMY WINEHOUSE
<i>Old Yellow Bricks</i>	ARCTIC MONKEYS
<i>Grey Day</i>	MADNESS
<i>Big Girl</i>	MIKA
<i>Yellow</i>	COLDPLAY
<i>True Colours</i>	CYNDI LAUPER
<i>Big Girls Don't Cry</i>	FERGIE
<i>Big Time</i>	PETER GABRIEL
<i>Paint it Black</i>	THE ROLLING STONES



SEARCH GRAHAM&BROWN ON SPOTIFY  
OR TAP THE CAMERA ICON IN THE SEARCH BOX  
AND SCAN THE CODE ABOVE

VISUALISE 100s OF WALLPAPERS AND PAINT  
COLOURS WITH OUR AR DECORATING APP



DOWNLOAD FREE NOW  
ON THE APP STORE

OR SCAN THE QR CODE WITH YOUR IPHONE'S  
CAMERA TO DOWNLOAD THE GRAHAM & BROWN APP





# AN EYE FOR *Colour*

**G**raham & Brown has created an extensive archive of over 30,000 pieces, comprising of in-house designs and historic works, some dating back over two hundred years. Each day this archive grows as the Graham & Brown design team create artwork in Blackburn, Holland and France.

It is an artisanal process creating wallpaper with the human touch at its very heart. Artworks are hand drawn or hand-painted in the Graham & Brown studio by a team of multi-talented surface pattern artists. These artworks can take several days to create, and every creation is carefully archived so it can be drawn upon in the future.

From these artworks, designs are manipulated, coloured and separated, utilising both commercial and specialist software applications.

Completed artworks are then digitised and separated into layers that allow for the design to be manipulated during the printing process. For example, the petals of a floral design might be printed by one cylinder, leaves by another. Multiple colour combinations can be formulated at the point of creation, they may even be re-coloured at a later date to reflect changing tastes in colour.

Every single colour is mixed by eye from just four base pigments by the Graham & Brown colour experts. Perfect colour vision is essential and is identified using the Munsell vision test, which measures superior colour analysis. It is an art watching someone match the colour of a reference piece in moments from these base materials, their eye for colour, and years of experience.



## MEET THE TEAM

# HOWARD

*Proof Room Team Leader*

“ I started in *1987*, following a stint on the building sites my friend rang to say there were some vacancies, so I came for an interview and started the following week. I began on the winders (at the back of the large printing machines) but *willing to learn*, I quickly worked through various jobs on the shop floor.

An opportunity came up in the proof room as an apprentice colour mixer - where I mix by eye thousands of colours from four base pigments.

Its great to see all the *new product innovation* first hand - some designs make it to finished product, some not, but its always interesting trying new materials and inks and the *challenges* they may bring.

We're always learning. ”





# MADE FOR *your* WALLS

WE NOW HAVE A TOOL  
SO YOU CAN DECORATE  
YOUR WALLS TO UNIQUE  
DIMENSIONS

Creating a feature wall is fun. Creating one unique to your home is extra special. No one else will have anything exactly the same.

Our unique range of digital wall murals combine our love of design with innovative printing techniques to create a range of bespoke murals.

Our online tool allows you to create a wall to your dimensions, and choose the scale, crop and position of the design, just how you want it.

All you need to do is follow five easy steps...







## 1 SELECT YOUR DESIGN

Experts in colour and design we have created a range of statement mural designs inspired to create the perfect feature wall. From our archives which date back over 70 years to on-trend designs we have a wide range of designs to suit all walls.

## 2 ENTER YOUR MEASUREMENTS & CHOOSE YOUR CROP

Fully customisable to meet your exact specifications our easy to use, made to measure tool allows you to personalise each of our wall mural designs to your wall measurements making each mural easy to hang with minimal waste.

Once you have entered your dimensions you can also select your desired crop, allowing you to easily choose which area of the design you wish to print.

## 3 SELECT YOUR PERFECT PAPER FINISH

We want to ensure you have the perfect wall mural for your home, therefore we have handpicked a selection of paper finishes each offering a key feature or benefit. Whether you're looking for a finish to help mask wall imperfections or the most luxurious finish, we have carefully selected a paper finish for all decor styles and wall types.

## 4 CRAFTED WITH PASSION

Digitally printed and finished to the highest quality each of our murals is bespoke printed and produced in our factory in Lancashire. Perfectly packaged and delivered to you in 10 working days within the UK.

## 5 INSTALL & ENJOY

Each of our bespoke wall murals comes in 1 to 4 rolls dependent on size, each roll can then be cut into easy to hang strips and using the paste the wall technique, what could be easier.

CUSTOMISE YOUR WALL - BALLOON RACE DEEP SKY £35 / M²



HOW TO MEASURE YOUR WALL



HOW TO INSTALL YOUR WALL MURAL

**STEP 1**  
Set your dimensions (cm)  
width:  height:

**STEP 2**  
Choose the paper  
Fibrous

**STEP 3**  
Choose the crop  
You can move and resize the crop area to customise your wall mural.

**TOTAL PRICE £35**

Please Note as these murals are made to order they are not eligible for returns.





BRING THE OUTDOORS IN  
WITH THE *calming* SKETCH  
MOUNTAIN GRIS MURAL



